















KOMFORT EC LB(E)

Heat recovery air handling units

- Heat exchanger type: Counter flow
- Sound insulation
- Motor type: EC
- Bypass: Auto
- Reheater: Electric
- Preheater: Optional
- BMS protocol: ModBus
- Control: Smartphone
- Casing material: Galvanized steel
- Humidity sensor: Optional
- Enthalpy heat exchanger

Lineup	Connected air duct size, mm	Rated power, W	Maximum airflow, m ³ /h	Service side	Control system	Reheater	Preheater	BMS protocol
 KOMFORT EC LB 300 S21	160	182	380	Universal	S21	Optional	Optional	ModBus
 KOMFORT EC LBE 300 S21	160	182	380	Universal	S21	Electric	Optional	ModBus
 KOMFORT EC LB 400 S21	200	289	540	Universal	S21	Optional	Optional	ModBus
 KOMFORT EC LBE 400 S21	200	289	540	Universal	S21	Electric	Optional	ModBus
 KOMFORT EC LB 700 S21	250	336	830	Universal	S21	Optional	Optional	ModBus
 KOMFORT EC LBE 700 S21	250	336	830	Universal	S21	Electric	Optional	ModBus
 KOMFORT EC LB 300-E S21	160	182	380	Universal	S21	Optional	Optional	ModBus

	KOMFORT EC LBE 300-E S21	160	182	380	Universal	S21	Electric	Optional	ModBus
	KOMFORT EC LB 400-E S21	200	289	540	Universal	S21	Optional	Optional	ModBus
	KOMFORT EC LBE 400-E S21	200	289	540	Universal	S21	Electric	Optional	ModBus
	KOMFORT EC LB 700-E S21	250	336	830	Universal	S21	Optional	Optional	ModBus
	KOMFORT EC LBE 700-E S21	250	336	830	Universal	S21	Electric	Optional	ModBus