

















KOMFORT EC DBE

Suspended heat recovery air handling units



- Heat exchanger type: Cross flow
- Sound insulation
- Motor type: EC
- Bypass: Auto
- Reheater: Electric
- Preheater: Optional
- BMS protocol: ModBus
- Control: Smartphone
- Casing material: Galvanized steel
- Humidity sensor: Optional
- Enthalpy heat exchanger

Lineup	Connected air duct size, mm	Speed	Phases	Maximum supply voltage, V	Power of electrical reheater, W	Heat recovery efficiency, max, %	Heat exchanger material	Extract filter	Supply filter	Service side	Control system	Reheater	Preheater	BMS protocol
 KOMFORT EC DBE 300 R S21 DTV	160	1	1	230	1500	90	Polystyrene	G4	G4 (F7 option)	Right	S21	Electric	Optional	ModBus
 KOMFORT EC DBE 300 L S21 DTV	160	1	1	230	1500	90	Polystyrene	G4	G4 (F7 option)	Left	S21	Electric	Optional	ModBus
 KOMFORT EC DBE 300-E R S21 DTV	160	1	1	230	1500	87	Polystyrene	G4	G4 (F7 option)	Right	S21	Electric	Optional	ModBus
 KOMFORT EC DBE 300-E L S21 DTV	160	1	1	230	1500	87	Polystyrene	G4	G4 (F7 option)	Left	S21	Electric	Optional	ModBus
 KOMFORT EC DBE 550 R S21 DTV	200	1	1	230	2000	90	Polystyrene	G4	G4 (F7 option)	Right	S21	Electric	Optional	ModBus
 KOMFORT EC DBE 550 L S21 DTV	200	1	1	230	2000	90	Polystyrene	G4	G4 (F7 option)	Left	S21	Electric	Optional	ModBus
 KOMFORT EC DBE 550-E R S21 DTV	200	1	1	230	2000	87	Enthalpy	G4	G4 (F7 option)	Right	S21	Electric	Optional	ModBus
 KOMFORT EC DBE 550-E L S21 DTV	200	1	1	230	2000	87	Enthalpy	G4	G4 (F7 option)	Left	S21	Electric	Optional	ModBus
 KOMFORT EC DBE 900 R S21 DTV	250	1	1	230	3300	88	Polystyrene	G4	G4 (F7 option)	Right	S21	Electric	Optional	ModBus
 KOMFORT EC DBE 900 L S21 DTV	250	1	1	230	3300	88	Polystyrene	G4	G4 (F7 option)	Left	S21	Electric	Optional	ModBus

	KOMFORT EC DBE 900-E R S21 DTV	250	1	1	230	3300	85	Enthalpy	G4	G4 (F7 option)	Right	S21	Electric	Optional	ModBus
	KOMFORT EC DBE 900-E L S21 DTV	250	1	1	230	3300	85	Enthalpy	G4	G4 (F7 option)	Left	S21	Electric	Optional	ModBus
	KOMFORT EC DBE 2000 S21 DTV	315	1	3	400	15000	67	Aluminum	G4		Right	S21	Electric	✘	ModBus
	KOMFORT EC DBE 2000 S21	315	1	3	400	15000	67	Aluminum	G4	G4	Right	S21	Electric	✘	ModBus
	KOMFORT EC DBE 3000 S21 DTV	400	1	3	400	21000	72	Aluminum	G4	G4	Right	S21	Electric	✘	ModBus
	KOMFORT EC DBE 3000 S21	400	1	3	400	21000	72	Aluminum	G4	G4	Right	S21	Electric	✘	ModBus