














inWave

Mixed-flow inline fans in sound-insulated casings

- Sound insulation
- Motor type: AC
- Impeller type: Mixed-flow
- Casing material: Plastic
- Timer: Turn off timer
- Control: Speed controller



Lineup	Connected air duct size, mm	Rated power, W	Maximum airflow, m ³ /h	Timer	Cable with mains plug	Temperature sensor
 inWave 100/125	125	21	320			
 inWave 100/125 T	125	21	320	✓		
 inWave 100/125 US	125	21	320			
 inWave 100/125 FR1	125	21	320		✓	
 inWave 100/125 G1	125	21	320		✓	✓
 inWave 100/125 W	125	21	320		✓	

 inWave 150/160	160/150	51	540			
 inWave 150/160 T	160/150	51	540	✓		
 inWave 150/160 US	160/150	51	540			
 inWave 150/160 FR1	160/150	51	540		✓	
 inWave 150/160 G1	160/150	51	540			✓
 inWave 150/160 W	160/150	51	540		✓	