



VENTO Expert DUO A30-1 S10 W V.2 BLK

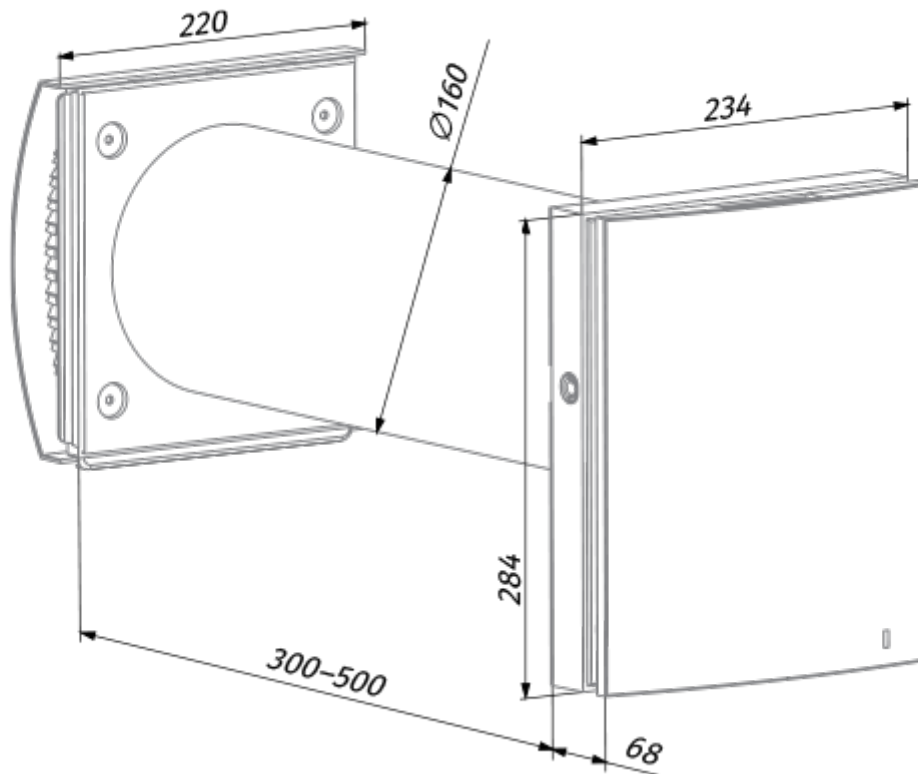
Single-room heat recovery units with Wi-Fi control

- Maximum airflow: 30
- Sound pressure level LpA at 3 m: 34
- Sound pressure level LpA at 1 m: 43
- Heat exchanger type: Reversible
- Motor type: EC
- Enthalpy heat exchanger
- Control: Smartphone
- Humidity sensor: Built-in
- CO2 sensor: Optional
- VOC sensor: Optional
- PM2.5 sensor: Optional
- Temperature sensor: Optional
- Shutters

	Unit of measurement	VENTO Expert DUO A30-1 S10 W V.2 BLK		
Connected air duct size	mm	160		
Speed	-	3		
Phases	-	1		
Minimum supply voltage	V	100		
Maximum supply voltage	V	240		
Power supply frequency	Hz	50/60		
Rated power	W	2.17	3.66	6.62
Unit current	A	0.026	0.039	0.066
Maximum airflow	m ³ /h	10	20	30
Sound pressure level LpA at 3 m	dB(A)	24	31	34
Sound pressure level LpA at 1 m	dB(A)	33	40	43
Heat recovery efficiency, max	%	85		
Heat exchanger type	-	Reversible		
Heat exchanger material	-	Ceramic		
Transported air temperature (max)	°C	40		
Transported air temperature (min)	°C	-15		
Ambient air temperature min	°C	1		
Ambient air temperature max	°C	40		
Ambient air humidity max	%	80		


Ingress protection rating	-	IP24
---------------------------	---	------

Dimensions





Accessories

Hoods


Name	Photo	Description
PP 160/0.5		The outer hood is designed to prevent the ingress of water and large objects into the ventilation equipment from outside

Other accessories


Name	Photo	Description
R 160-500		Air duct 160 mm and polystyrene foam plug
R 160-700		Air duct 160 mm and polystyrene foam plug

S Vento Expert A30		
--------------------	--	--


Other accessories

Name	Photo	Description
SE Vento Expert W		Control panel

Other accessories

Name	Photo	Description
FB Vento Expert A50		Remote control

Other accessories

Name	Photo	Description
CD-1		CO2 sensors
CD-2		CO2 sensors