



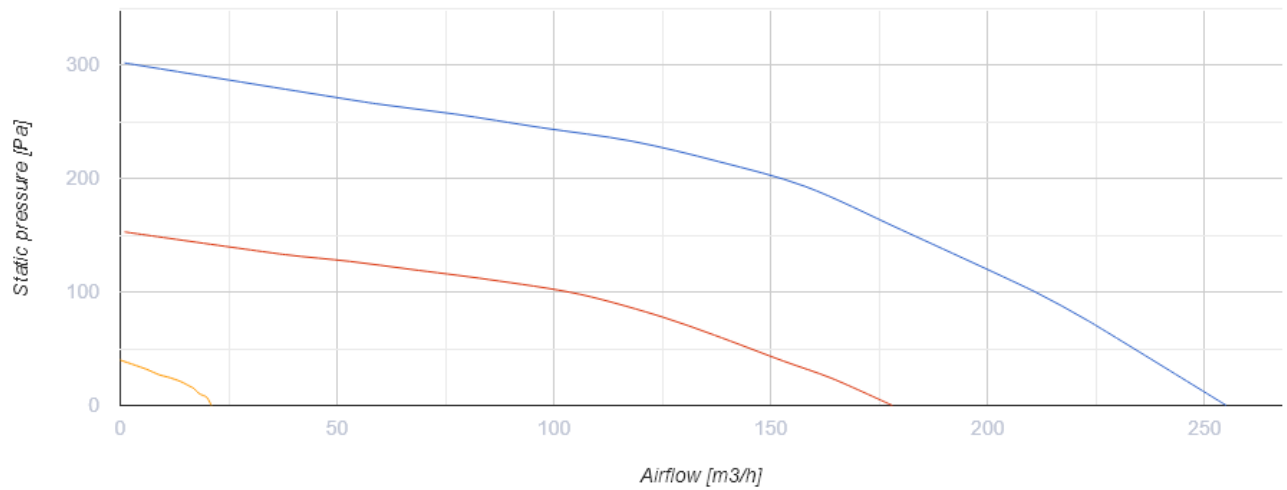
# Reneo S 210-E R S21

Heat and energy recovery air handling units

- Maximum airflow: 277
- Sound pressure level LpA at 3 m: 31
- Heat exchanger type: Counter flow
- Extract filter: G4 / Coarse > 60%
- Supply filter: G4 / Coarse > 60% (option: F7 / ePM1 60%)
- Sound insulation
- Motor type: EC
- Enthalpy heat exchanger
- Bypass: Auto
- Reheater: Optional
- BMS protocol: ModBus
- Control: Smartphone
- Casing material: EPP
- Humidity sensor: Optional
- CO2 sensor: Optional
- VOC sensor: Optional
- PM2.5 sensor: Optional

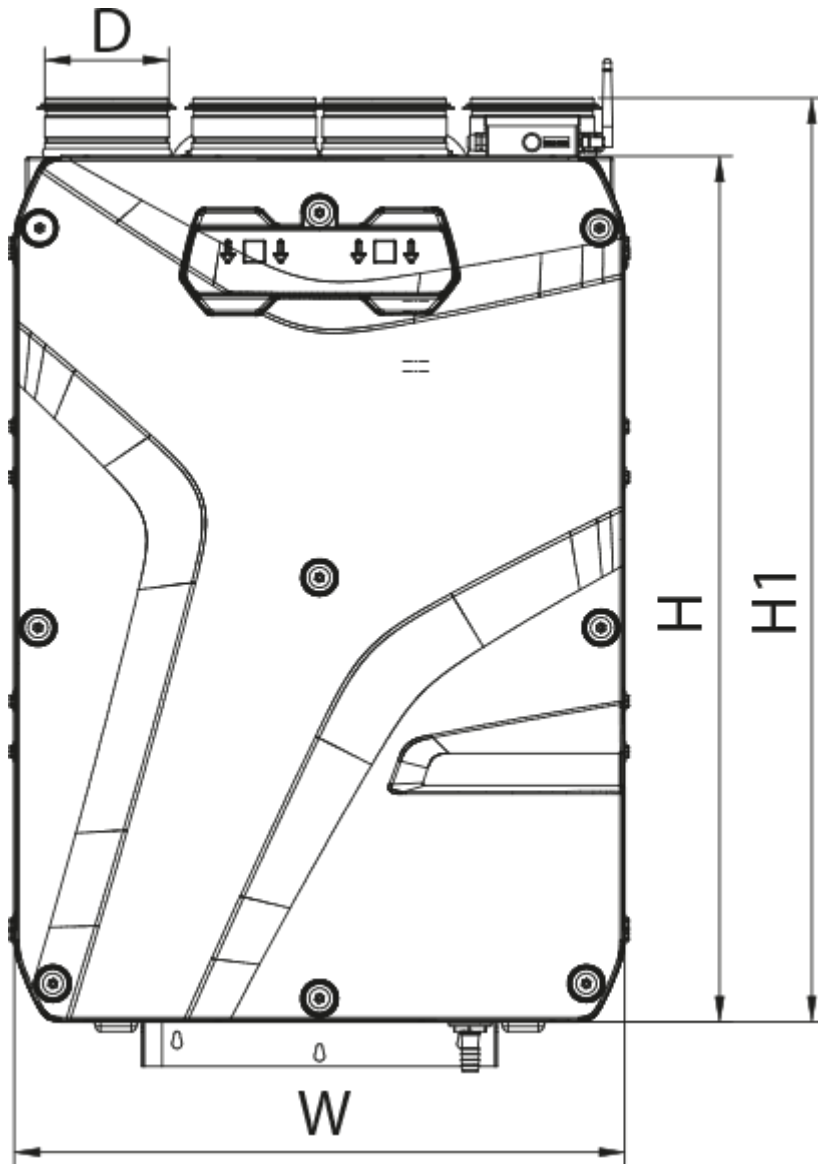
|                                   | Unit of measurement | Reneo S 210-E R S21                       |
|-----------------------------------|---------------------|---|
| Connected air duct size           | mm                  | 125                                       |
| Phases                            | -                   | 1   |
| Minimum supply voltage            | V                   | 230                                       |
| Maximum supply voltage            | V                   | 230                                       |
| Power supply frequency            | Hz                  | 50/60                                     |
| Rated power                       | W                   | 125                                       |
| Unit current                      | A                   | 1   |
| Maximum airflow                   | m <sup>3</sup> /h   | 277                                       |
| Sound pressure level LpA at 3 m   | dB(A)               | 31  |
| Heat recovery efficiency, max     | %                   | 83  |
| Heat exchanger type               | -                   | Counter flow                              |
| Heat exchanger material           | -                   | Enthalpy                                  |
| Weight                            | kg                  | 22  |
| Extract filter                    | -                   | G4 / Coarse > 60%                         |
| Supply filter                     | -                   | G4 / Coarse > 60% (option: F7 / ePM1 60%) |
| Transported air temperature (max) | °C                  | 40  |
| Transported air temperature (min) | °C                  | -25                                       |
| Ambient air temperature min       | °C                  | 1   |
| Ambient air temperature max       | °C                  | 40  |

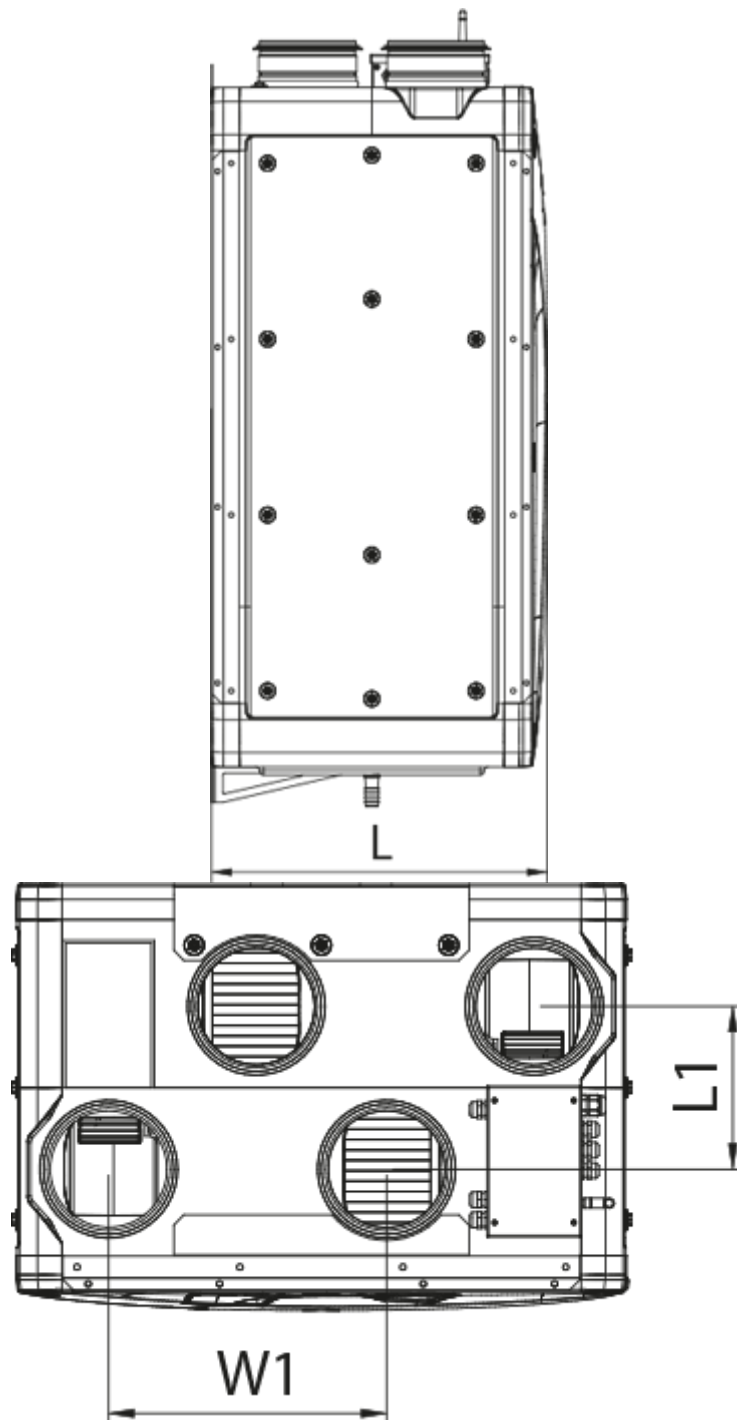
|  |   |      |
|--|---|------|
| Ambient air humidity max               | % | 60   |
| Ingress protection rating              | - | IP22 |
| Ingress protection rating of the drive | - | IP44 |



## Dimensions

| D   | H   | H1  | L   | L1  | W   | W1  |
|-----|-----|-----|-----|-----|-----|-----|
| 125 | 900 | 958 | 452 | 190 | 598 | 273 |









## Accessories

### Other accessories




| Name | Photo | Description |
|------|-------|-------------|
|------|-------|-------------|

|                             |   |                 |
|-----------------------------|---|-----------------|
| FP 356x100x48 Coarse 90% G4 |  | G4 panel filter |
| FP 356x100x48 ePM1 60% F7   |  | F7 panel filter |


### Other accessories



| Name                      | Photo   | Description       |
|---------------------------|---|-------------------|
| <a href="#">S22</a>       |    | Control panels    |
| <a href="#">S22 Wi-Fi</a> |   | Control panels    |
| <a href="#">S25</a>       |  | LCD control panel |

### Other accessories




| Name                 | Photo   | Description     |
|----------------------|---|-----------------|
| <a href="#">FS2</a>  |  | Humidity sensor |
| <a href="#">CD-1</a> |  | CO2 sensors     |
| <a href="#">CD-2</a> |  | CO2 sensors     |
| <a href="#">CD-3</a> |   |                 |

### Other accessories


| Name                                  | Photo   | Description                          |
|---------------------------------------|---|--------------------------------------|
| <a href="#">ENH 125-0.6-1 S21 V.2</a> |  | Duct heater for supply air reheating |

|                                       |   |                                      |
|---------------------------------------|---|--------------------------------------|
| <a href="#">ENH 125-0.8-1 S21 V.2</a> |  | Duct heater for supply air reheating |
| <a href="#">ENH 125-1.2-1 S21 V.2</a> |  | Duct heater for supply air reheating |

### Other accessories

| Name                        | Photo   | Description               |
|-----------------------------|---|---------------------------|
| <a href="#">SD 125/600</a>  |  | Silencers for round ducts |
| <a href="#">SD 125/900</a>  |  | Silencers for round ducts |
| <a href="#">SD 125/1200</a> |  | Silencers for round ducts |

### Other accessories

| Name                    | Photo   | Description                 |
|-------------------------|---|-----------------------------|
| <a href="#">VKA 125</a> |  | Air dampers for round ducts |