



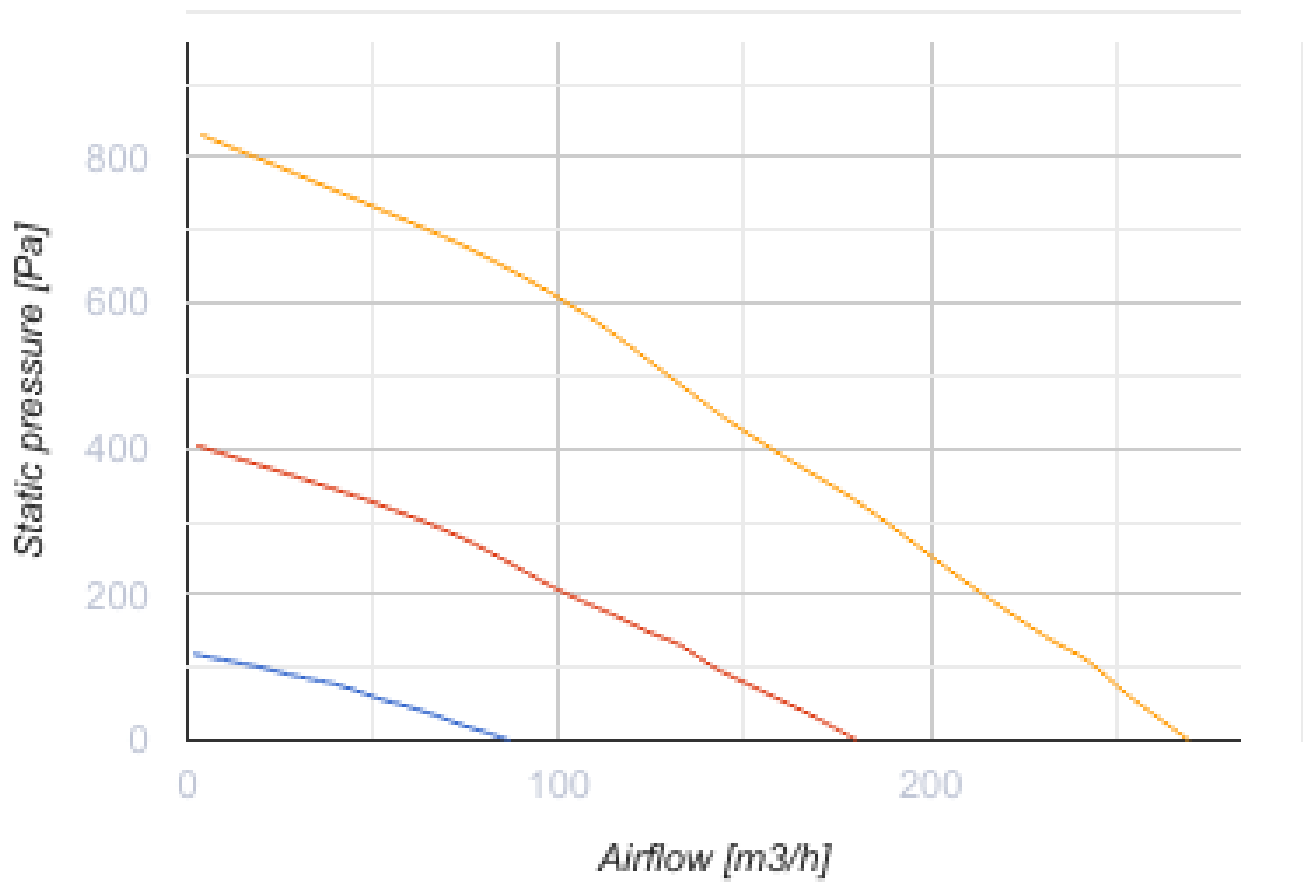
# KOMFORT Roto EC SKES 200 R S21

Air handling units with rotary heat exchanger

- Power of electrical reheater: 700
- Maximum airflow: 270
- Sound pressure level LpA at 3 m: 33
- Heat exchanger type: Rotary
- Extract filter: G4
- Sound insulation
- Motor type: EC
- Bypass: Auto
- Reheater: Built-in
- BMS protocol: ModBus
- Control: Smartphone
- Casing material: Steel
- Humidity sensor: Optional
- CO2 sensor: Optional
- VOC sensor: Optional
- PM2.5 sensor: Optional

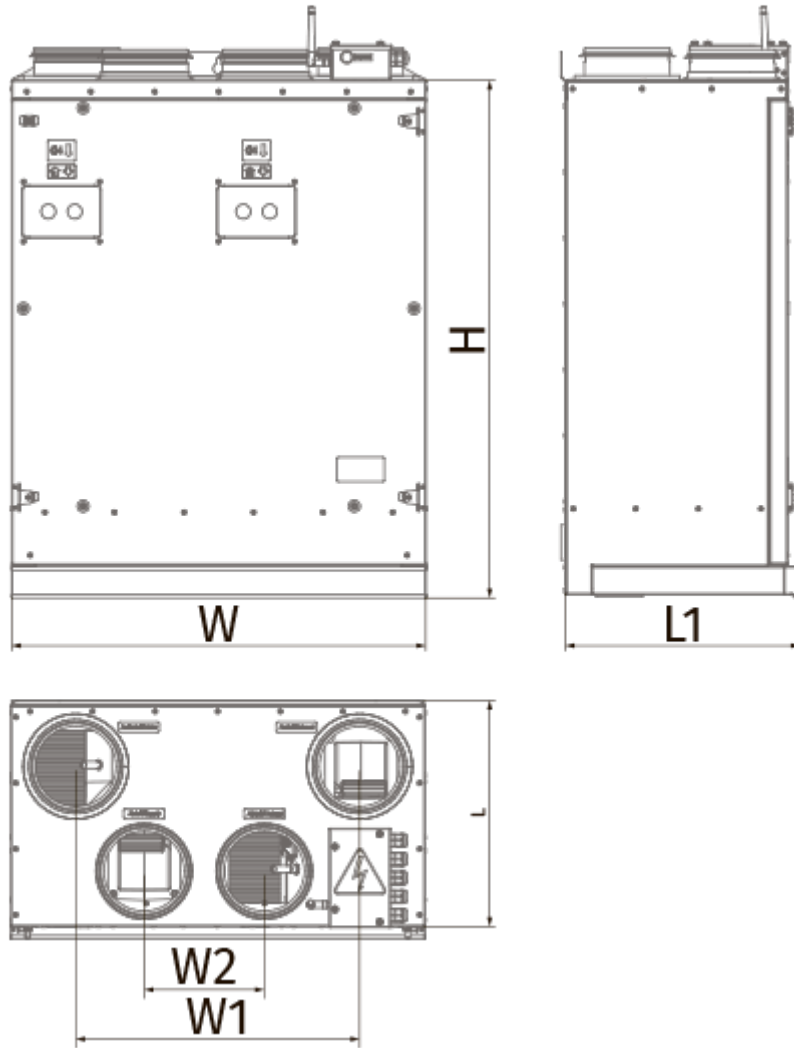
	Unit of measurement	KOMFORT Roto EC SKES 200 R S21
Connected air duct size	mm	125
Speed	-	1
Phases	-	1
Minimum supply voltage	V	230
Maximum supply voltage	V	230
Power supply frequency	Hz	50
Rated power	W	171
Power of electrical reheater	W	700
Unit current	A	4.31
Maximum airflow	m <sup>3</sup> /h	270
Sound pressure level LpA at 3 m	dB(A)	33
Heat recovery efficiency, max	%	93
Heat exchanger type	-	Rotary
Heat exchanger material	-	Aluminum
Weight	kg	53
Extract filter	-	G4
Transported air temperature (max)	°C	40
Transported air temperature (min)	°C	-25

Ambient air temperature min	°C	1
Ambient air temperature max	°C	40
Ambient air humidity max	%	60
Ingress protection rating	-	IP22
Ingress protection rating of the drive	-	IP44

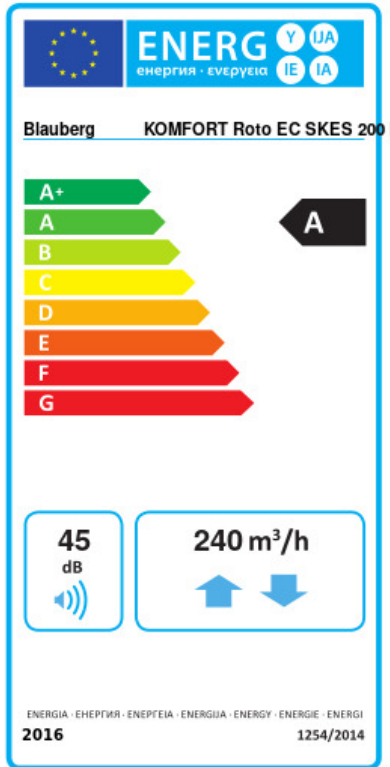


## Dimensions

H	W	W1	W2	L	L1
746	596	408	173	326	338



## Ecodesign



Trademark	Blauberg					
Model	KOMFORT Roto EC SKES 200 R S21					
Specific energy consumption (SEC) (kWh/(m²/a))	Cold		Average		Warm	
	85.6	A+	41.1	A	15.6	E
Type of ventilation unit	Bidirectional					
Type of drive installed	Variable speed					
Type of heat recovery system	Regenerative					
Thermal efficiency of heat recovery (%)	88					
Maximum flow rate (m³/h)	240					
Electric power input (W)	170					
Reference flow rate (m³/s)	0.047					
Reference pressure difference (Pa)	50					
Specific power input (SPI) (W/(m³/h))	0.411					
Control typology	Local demand control					
Maximum internal leakage rates (%)	3.3					
Maximum external leakage rates (%)	2.7					
Sound power level (dB(A))	45					
Declared typology	RVU BVU					
The annual electricity consumption (AEC) (kWh/a)	Cold		Average		Warm	
	217		869		217	
The annual heating saved (AHS) (kWh/a)	Cold		Average		Warm	
	9100		4652		2104	

## Accessories

### Other accessories




Name	Photo	Description
<a href="#">S25</a>		LCD control panel
<a href="#">S22</a>		Control panels

<a href="#">S22 Wi-Fi</a>		Control panels
---------------------------	---	----------------


### Other accessories

Name	Photo	Description
<a href="#">CD-1</a>		CO2 sensors

### Other accessories

Name	Photo	Description
<a href="#">SD 125/600</a>		Silencers for round ducts
<a href="#">SD 125/900</a>		Silencers for round ducts
<a href="#">SD 125/1200</a>		Silencers for round ducts

### Other accessories

Name	Photo	Description
<a href="#">VKA 125</a>		Air dampers for round ducts