



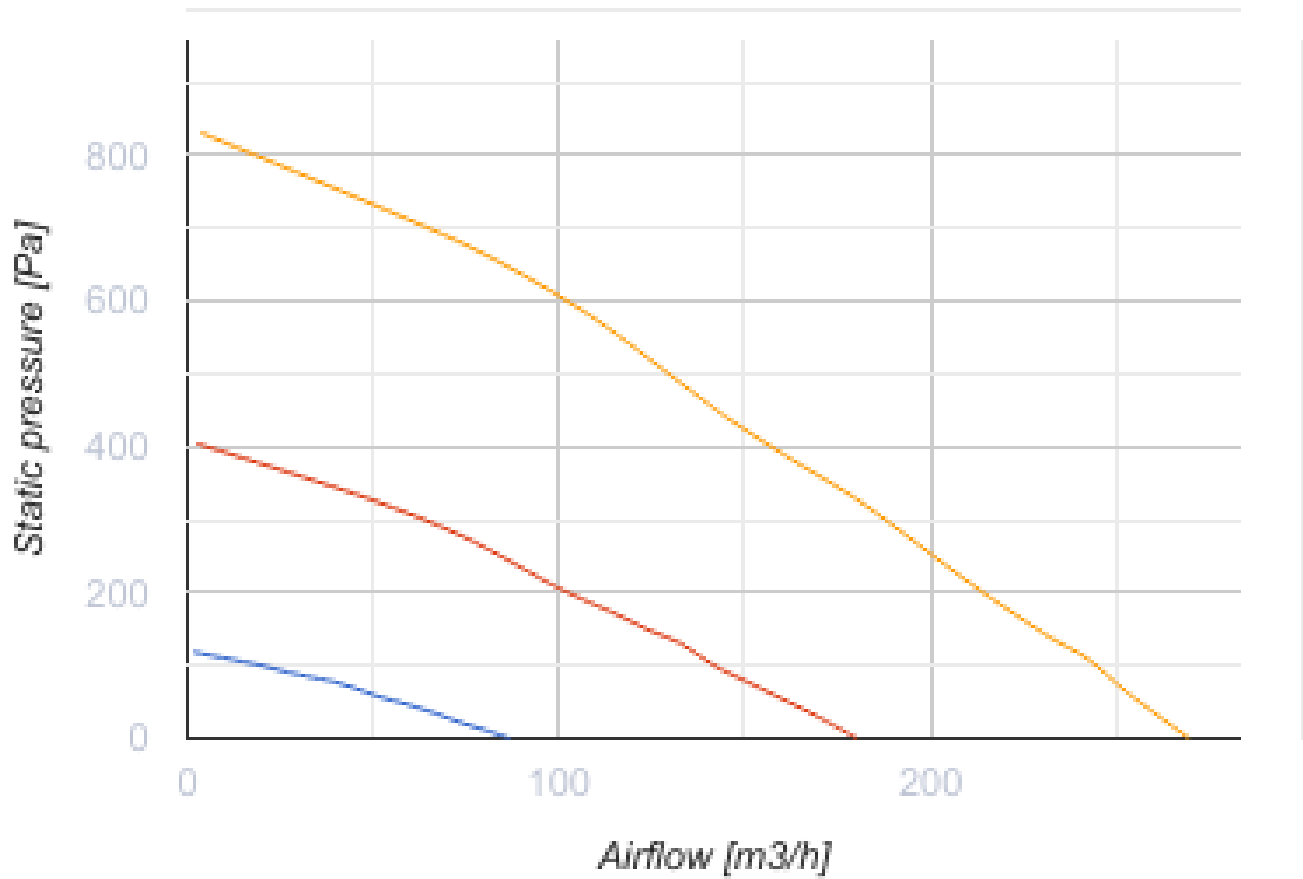
KOMFORT Roto EC SKE 200 R S21

Air handling units with rotary heat exchanger

- Power of electrical reheater: 700
- Maximum airflow: 270
- Sound pressure level LpA at 3 m: 33
- Heat exchanger type: Rotary
- Extract filter: G4
- Sound insulation
- Motor type: EC
- Bypass: Auto
- Reheater: Built-in
- BMS protocol: ModBus
- Control: Smartphone
- Casing material: Steel
- Humidity sensor: Optional
- CO2 sensor: Optional
- VOC sensor: Optional
- PM2.5 sensor: Optional

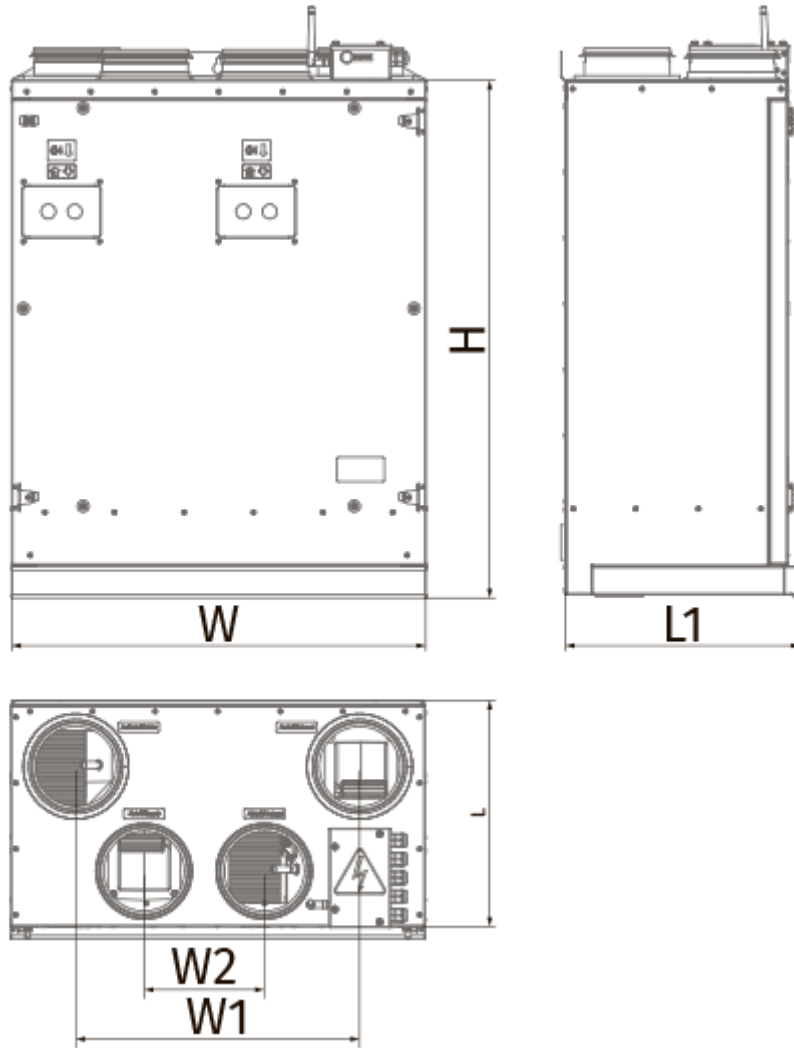
	Unit of measurement	KOMFORT Roto EC SKE 200 R S21
Connected air duct size	mm	125
Speed	-	1
Phases	-	1
Minimum supply voltage	V	230
Maximum supply voltage	V	230
Power supply frequency	Hz	50
Rated power	W	171
Power of electrical reheater	W	700
Unit current	A	4.31
Maximum airflow	m ³ /h	270
Sound pressure level LpA at 3 m	dB(A)	33
Heat recovery efficiency, max	%	93
Heat exchanger type	-	Rotary
Heat exchanger material	-	Aluminum
Weight	kg	53
Extract filter	-	G4
Transported air temperature (max)	°C	40
Transported air temperature (min)	°C	-25
Ambient air temperature min	°C	1
Ambient air temperature max	°C	40

Ambient air humidity max	%	60
Ingress protection rating	-	IP22
Ingress protection rating of the drive	-	IP44

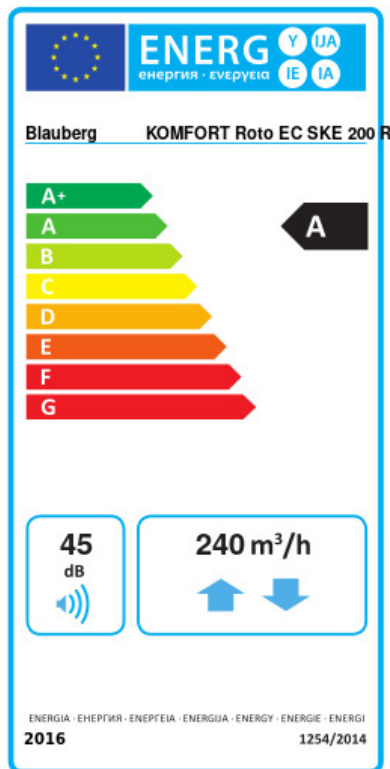


Dimensions

H	W	W1	W2	L	L1
746	596	408	173	326	338



Ecodesign



Trademark	Blauberg		
Model	KOMFORT Roto EC SKE 200 R S21		
Specific energy consumption (SEC) (kWh/(m ² /a))	Cold	Average	Warm
	85.6	A+	15.6
Type of ventilation unit	Bidirectional		
Type of drive installed	Variable speed		
Type of heat recovery system	Regenerative		
Thermal efficiency of heat recovery (%)	88		
Maximum flow rate (m ³ /h)	240		
Electric power input (W)	170		
Reference flow rate (m ³ /s)	0.047		
Reference pressure difference (Pa)	50		
Specific power input (SPI) (W/(m ³ /h))	0.411		
Control typology	Local demand control		
Maximum internal leakage rates (%)	3.3		
Maximum external leakage rates (%)	2.7		
Sound power level (dB(A))	45		
Declared typology	RVU BVU		
The annual electricity consumption (AEC) (kWh/a)	Cold	Average	Warm
	217	869	217
The annual heating saved (AHS) (kWh/a)	Cold	Average	Warm
	9100	4652	2104


Accessories

Other accessories




Name	Photo	Description
S25		LCD control panel
S22		Control panels

S22 Wi-Fi		Control panels
---------------------------	---	----------------


Other accessories

Name	Photo	Description
CD-1		CO2 sensors

Other accessories

Name	Photo	Description
SD 125/600		Silencers for round ducts
SD 125/900		Silencers for round ducts
SD 125/1200		Silencers for round ducts

Other accessories

Name	Photo	Description
VKA 125		Air dampers for round ducts