



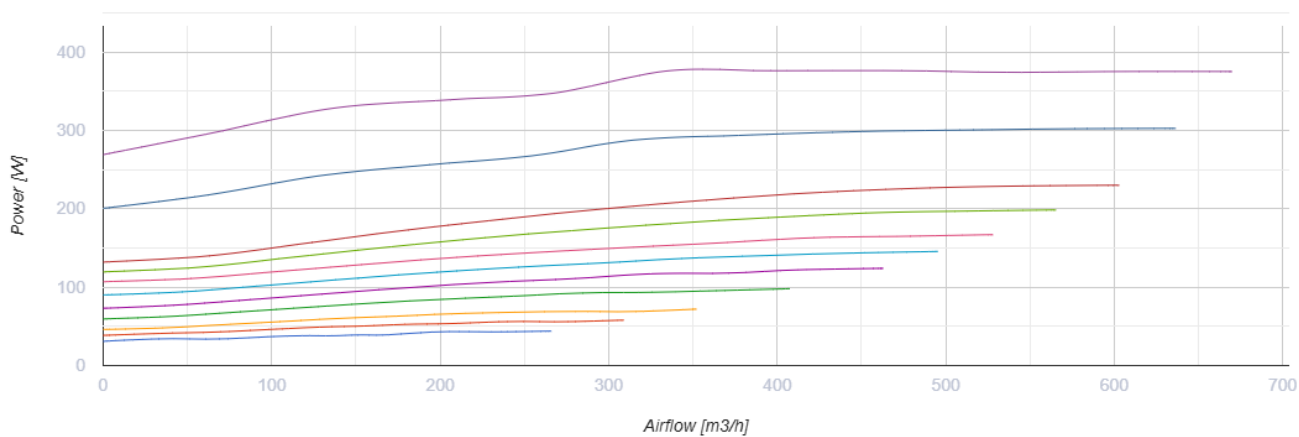
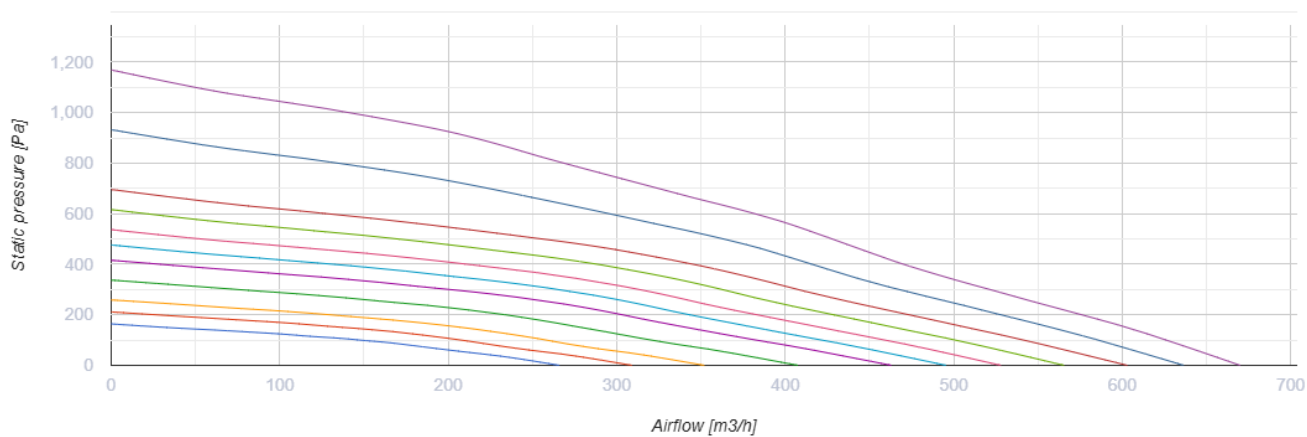
KOMFORT Roto EC SE 600 S21

Heat recovery air handling units

- Power of electrical reheater: 2800
- Maximum airflow: 670
- Sound pressure level LpA at 3 m: 35
- Heat exchanger type: Rotary
- Extract filter: G4
- Supply filter: G4 + F7
- Sound insulation
- Motor type: EC
- Reheater: Electric
- BMS protocol: ModBus
- Control: Smartphone
- Casing material: Coated steel
- Humidity sensor: Optional
- CO2 sensor: Optional
- VOC sensor: Optional
- PM2.5 sensor: Optional

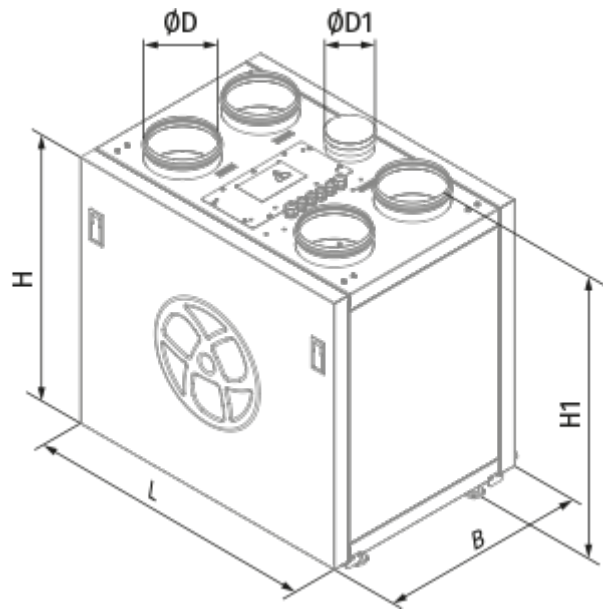
	Unit of measurement	KOMFORT Roto EC SE 600 S21
Connected air duct size	mm	200
Speed	-	1
Phases	-	1
Minimum supply voltage	V	230
Maximum supply voltage	V	230
Power supply frequency	Hz	50/60
Rated power	W	405
Power of electrical reheater	W	2800
Unit current	A	14.8
Maximum airflow	m ³ /h	670
Sound pressure level LpA at 3 m	dB(A)	35
Heat recovery efficiency, max	%	89
Heat exchanger type	-	Rotary
Heat exchanger material	-	Aluminum
Weight	kg	92
Extract filter	-	G4
Supply filter	-	G4 + F7
Transported air temperature (max)	°C	40
Transported air temperature (min)	°C	-25
Ambient air temperature min	°C	1

Ambient air temperature max	°C	40
Ambient air humidity max	%	80
Ingress protection rating	-	IP22
Ingress protection rating of the drive	-	IP44

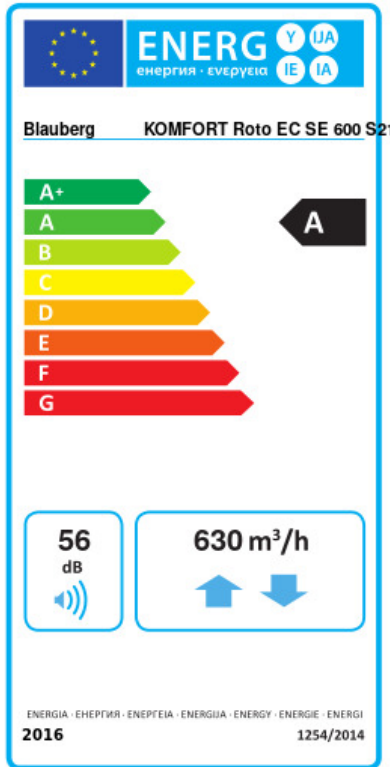


Dimensions

Ø D	Ø D1	B	H	H1	L
200	125	628	772	852	819



Ecodesign




Trademark	Blauberg		
Model	KOMFORT Roto EC SE 600 S21		
Specific energy consumption (SEC) (kWh/(m ² /a))	Cold	Average	Warm
	85.3	A+	41.8 A 16.9 E
Type of ventilation unit	Bidirectional		
Type of drive installed	Variable speed		
Type of heat recovery system	Regenerative		
Thermal efficiency of heat recovery (%)	83		
Maximum flow rate (m ³ /h)	630		
Electric power input (W)	375		
Reference flow rate (m ³ /s)	0.122		
Reference pressure difference (Pa)	50		
Specific power input (SPI) (W/(m ³ /h))	0.277		
Control typology	Local demand control		
Maximum internal leakage rates (%)	2.7		
Maximum external leakage rates (%)	2.7		
Sound power level (dB(A))	56		
Declared typology	RVU BVU		
The annual electricity consumption (AEC) (kWh/a)	Cold	Average	Warm
	147	587	147
The annual heating saved (AHS) (kWh/a)	Cold	Average	Warm
	8898	4548	2057




Accessories

Other accessories




Name	Photo	Description
FP 536x220x40 G4		G4 panel filter

FP 536x220x40 F7		F7 panel filter
------------------	---	-----------------


Other accessories

Name	Photo	Description
S22		Control panels
S22 Wi-Fi		Control panels
S25		LCD control panel


Other accessories

Name	Photo	Description
CD-1		CO2 sensors
CD-2		CO2 sensors
FS2		Humidity sensor

Other accessories

Name	Photo	Description
DAH 251-13		Kitchen exhaust hood

Other accessories

Name	Photo	Description
SD 200/600		Silencers for round ducts

SD 200/900		Silencers for round ducts
SD 200/1200		Silencers for round ducts

Other accessories

Name	Photo	Description
VRV 200		Backdraft dampers with spring for round ducts
VKA 200		Air dampers for round ducts