



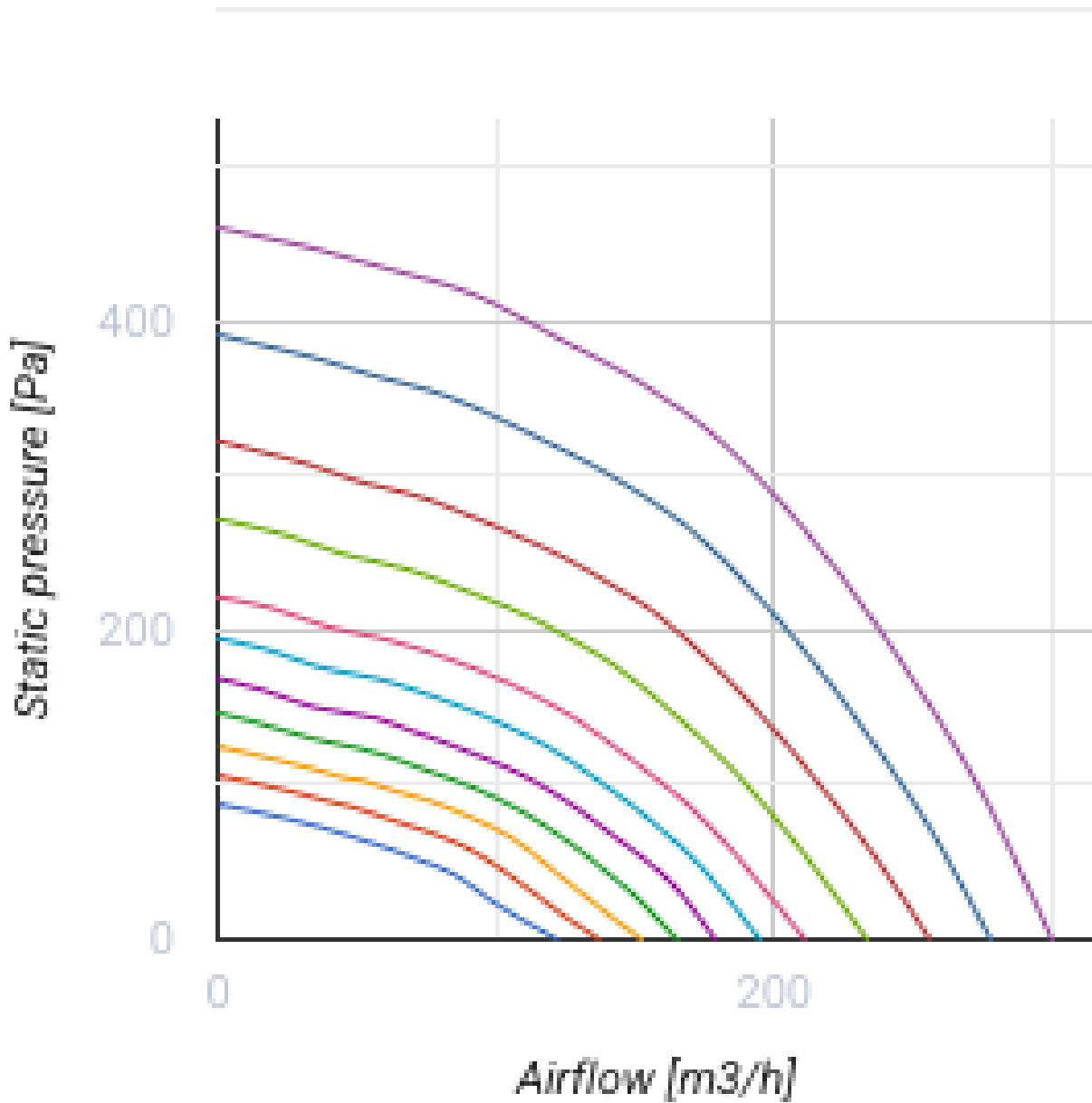
KOMFORT Roto EC SE 280 S21

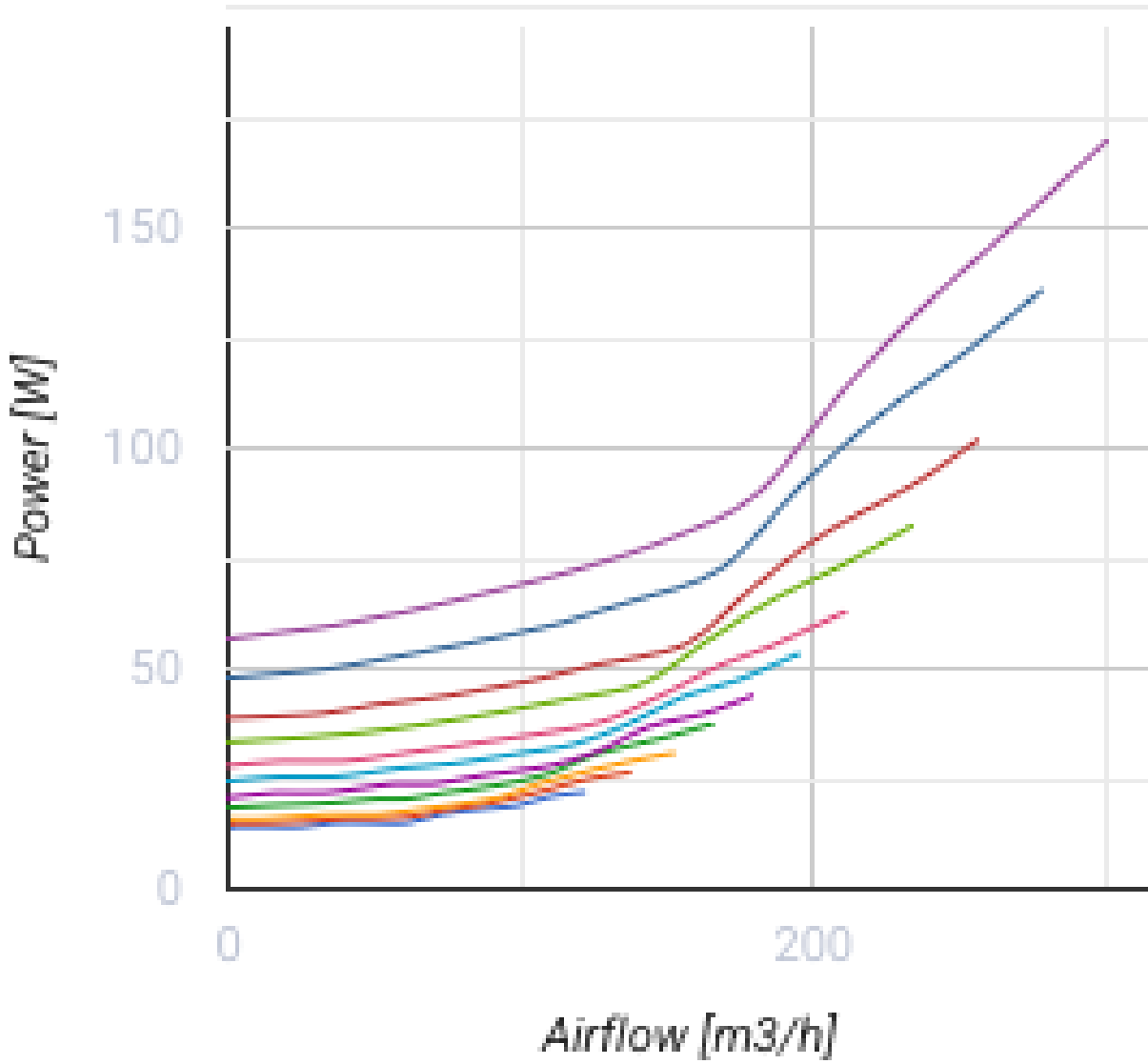
Heat recovery air handling units

- Power of electrical reheater: 650
- Maximum airflow: 300
- Sound pressure level LpA at 3 m: 26
- Heat exchanger type: Rotary
- Extract filter: G4
- Supply filter: F7
- Sound insulation
- Motor type: EC
- Reheater: Electric
- BMS protocol: ModBus
- Control: Smartphone
- Casing material: Coated steel
- Humidity sensor: Optional
- CO2 sensor: Optional
- VOC sensor: Optional
- PM2.5 sensor: Optional

	Unit of measurement	KOMFORT Roto EC SE 280 S21
Connected air duct size	mm	125
Speed	-	1
Phases	-	1
Minimum supply voltage	V	230
Maximum supply voltage	V	230
Power supply frequency	Hz	50/60
Rated power	W	195
Power of electrical reheater	W	650
Unit current	A	4.7
Maximum airflow	m ³ /h	300
Sound pressure level LpA at 3 m	dB(A)	26
Heat recovery efficiency, max	%	90
Heat exchanger type	-	Rotary
Heat exchanger material	-	Aluminum
Weight	kg	64
Extract filter	-	G4
Supply filter	-	F7
Transported air temperature (max)	°C	40
Transported air temperature (min)	°C	-25
Ambient air temperature min	°C	1

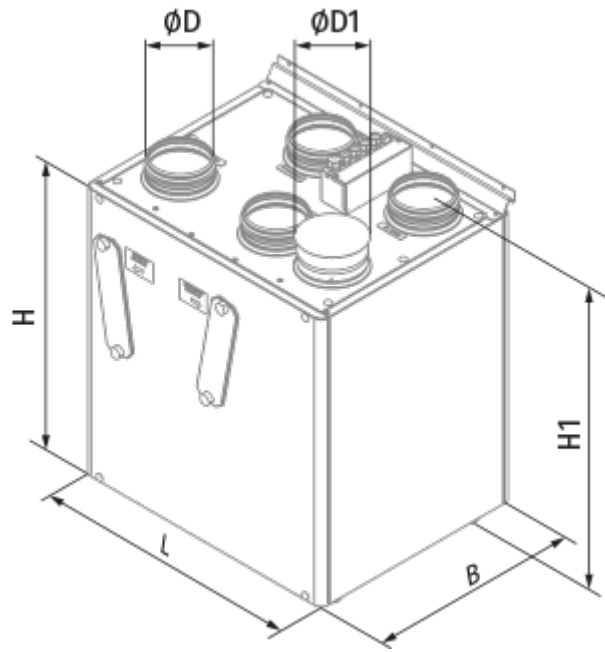
Ambient air temperature max	°C	40
Ambient air humidity max	%	80
Ingress protection rating	-	IP22
Ingress protection rating of the drive	-	IP44



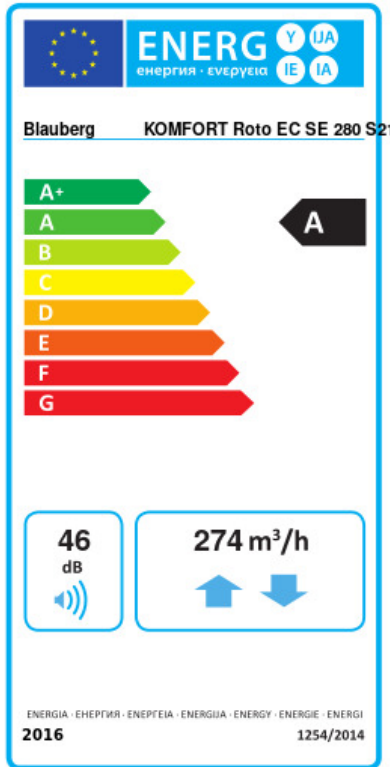


Dimensions

Ø D	Ø D1	B	H	H1	L
125	125	482	630	754	598



Ecodesign




Trademark	Blauberg					
Model	KOMFORT Roto EC SE 280 S21					
Specific energy consumption (SEC) (kWh/(m²/a))	Cold		Average		Warm	
	85.3	A+	41.8	A	16.9	E
Type of ventilation unit	Bidirectional					
Type of drive installed	Variable speed					
Type of heat recovery system	Regenerative					
Thermal efficiency of heat recovery (%)	83					
Maximum flow rate (m³/h)	274					
Electric power input (W)	154					
Reference flow rate (m³/s)	0.053					
Reference pressure difference (Pa)	50					
Specific power input (SPI) (W/(m³/h))	0.279					
Control typology	Local demand control					
Maximum internal leakage rates (%)	2.7					
Maximum external leakage rates (%)	2.7					
Sound power level (dB(A))	46					
Declared typology	RVU BVU					
The annual electricity consumption (AEC) (kWh/a)	Cold		Average		Warm	
	148		591		148	
The annual heating saved (AHS) (kWh/a)	Cold		Average		Warm	
	8898		4548		2057	




Accessories

Other accessories




Name	Photo	Description
FP 400x196x40 G4		G4 panel filter

FP 400x196x40 F7		F7 panel filter
------------------	---	-----------------


Other accessories

Name	Photo	Description
S22		Control panels
S22 Wi-Fi		Control panels
S25		LCD control panel


Other accessories

Name	Photo	Description
CD-1		CO2 sensors
CD-2		CO2 sensors
FS2		Humidity sensor

Other accessories

Name	Photo	Description
DAH 251-13		Kitchen exhaust hood

Other accessories

Name	Photo	Description
SD 125/600		Silencers for round ducts

SD 125/900		Silencers for round ducts
SD 125/1200		Silencers for round ducts

Other accessories

Name	Photo	Description
VRV 125		Backdraft dampers with spring for round ducts
VKA 125		Air dampers for round ducts