



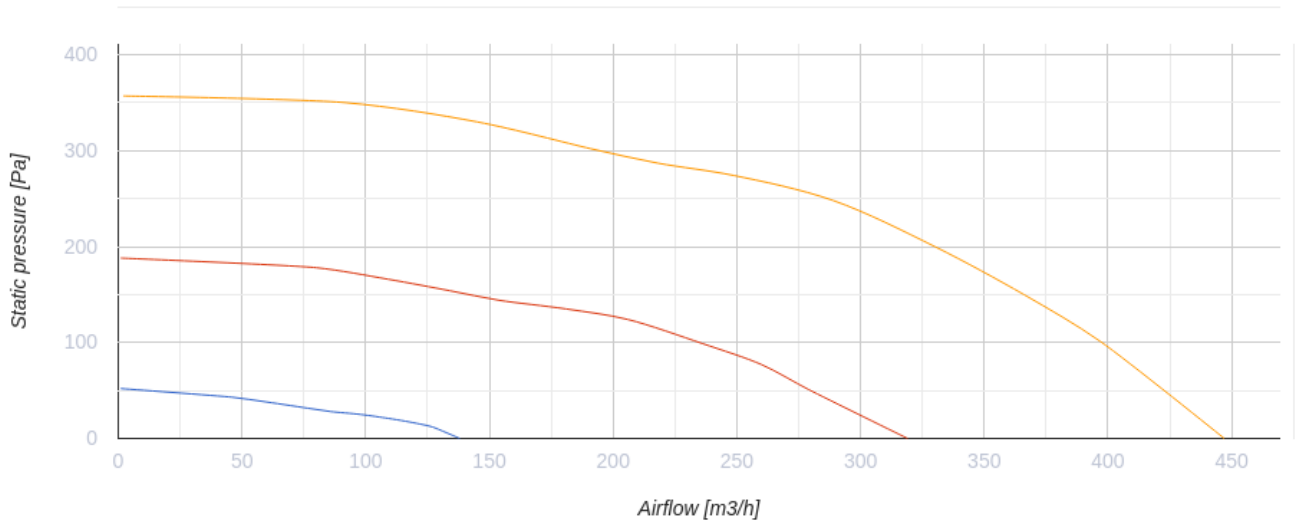
KOMFORT Roto EC S 401-E R S21

Air handling units with rotary heat exchanger

- Maximum airflow: 447
- Sound pressure level LpA at 3 m: 28
- Heat exchanger type: Sorption rotary
- Extract filter: G4 / Coarse > 60%
- Supply filter: G4 / Coarse > 60% (option F7 / ePM1 60%)
- Sound insulation
- Motor type: EC
- BMS protocol: ModBus
- Control: Smartphone
- Casing material: Coated steel
- Humidity sensor: Optional
- CO2 sensor: Optional
- VOC sensor: Optional
- PM2.5 sensor: Optional

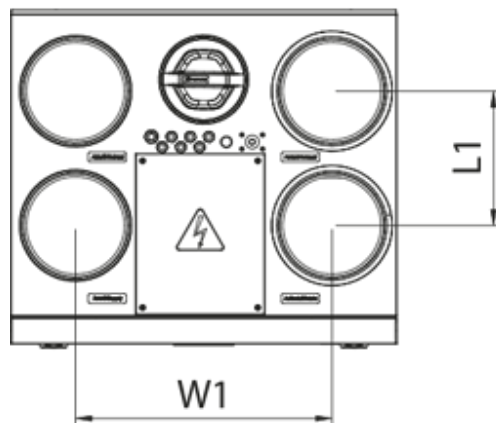
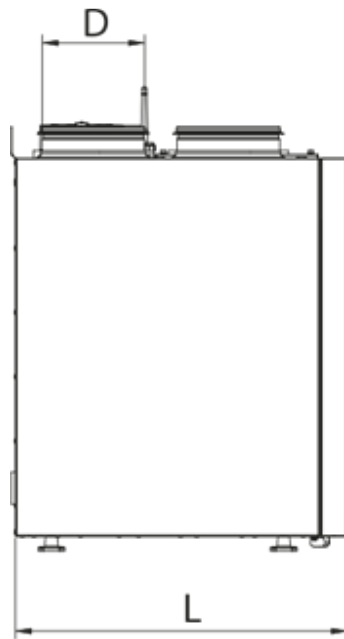
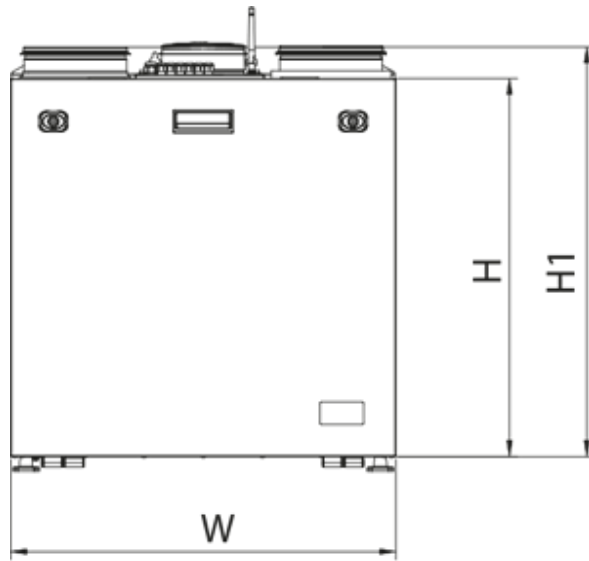
	Unit of measurement	KOMFORT Roto EC S 401-E R S21
Connected air duct size	mm	160
Speed	-	1
Phases	-	1
Minimum supply voltage	V	230
Maximum supply voltage	V	230
Power supply frequency	Hz	50/60
Rated power	W	257
Unit current	A	1.76
Maximum airflow	m ³ /h	447
Sound pressure level LpA at 3 m	dB(A)	28
Heat recovery efficiency, max	%	85
Heat exchanger type	-	Sorption rotary
Weight	kg	58
Extract filter	-	G4 / Coarse > 60%
Supply filter	-	G4 / Coarse > 60% (option F7 / ePM1 60%)
Transported air temperature (max)	°C	40
Transported air temperature (min)	°C	-25
Ambient air temperature min	°C	1
Ambient air temperature max	°C	40
Ambient air humidity max	%	60
Ingress protection rating	-	IP22

Ingress protection rating of the drive	-	IP44
--	---	------



Dimensions

H	W	L	H1	W1	L1	D
588	598	515	638	397	209	160





Accessories


Other accessories

Name	Photo	Description
S25		LCD control panel
S22		Control panels
S22 Wi-Fi		Control panels

Other accessories

Name	Photo	Description
FS2		Humidity sensor
CD-3		
CD-1		CO2 sensors


Other accessories

Name	Photo	Description
Belimo TF230		Electric actuators

Other accessories



Name	Photo	Description
VKA 160		Air dampers for round ducts

Other accessories

Name	Photo	Description
SD 160/1200		Silencers for round ducts

SD 160/900		Silencers for round ducts
SD 160/600		Silencers for round ducts

Other accessories

Name	Photo	Description
FP 428x220x40 Coarse 90% G4		G4 panel filter
FP 428x220x40 ePM1 60% F7		F7 panel filter