



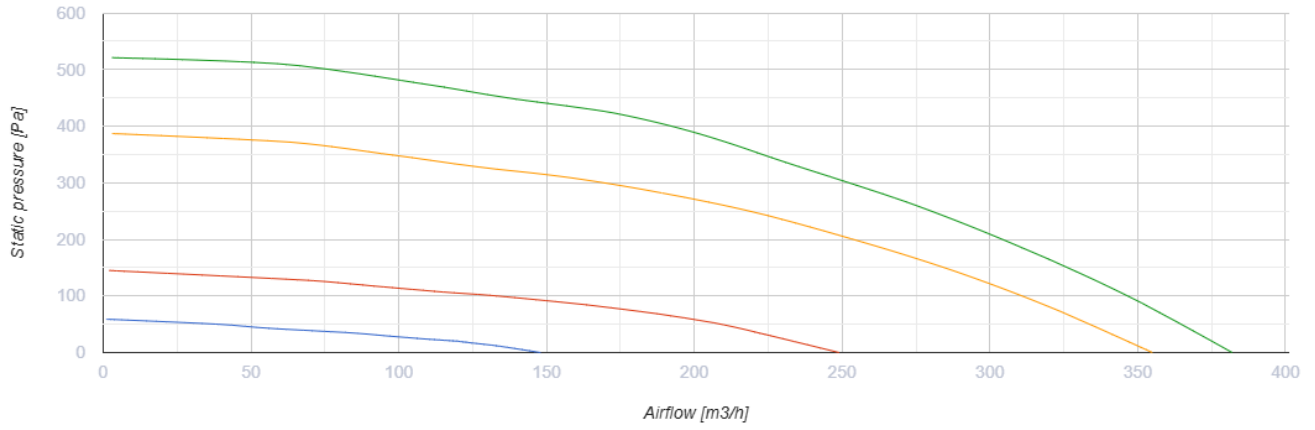
# KOMFORT Roto EC S 281-E R S21

Air handling units with rotary heat exchanger

- Maximum airflow: 382
- Sound pressure level LpA at 3 m: 26
- Heat exchanger type: Sorption rotary
- Extract filter: G4 / Coarse > 60%
- Supply filter: G4 / Coarse > 60% (option F7 / ePM1 60%)
- Sound insulation
- Motor type: EC
- BMS protocol: ModBus
- Control: Smartphone
- Casing material: Coated steel
- Humidity sensor: Optional
- CO2 sensor: Optional
- VOC sensor: Optional
- PM2.5 sensor: Optional

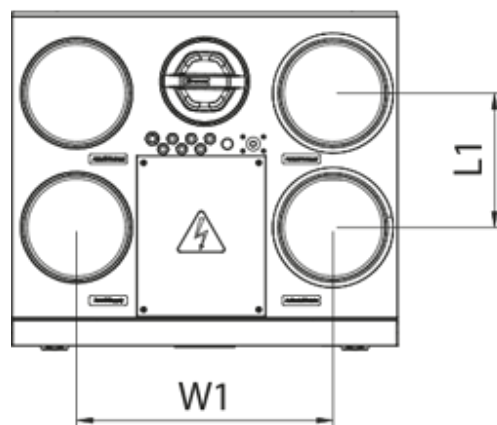
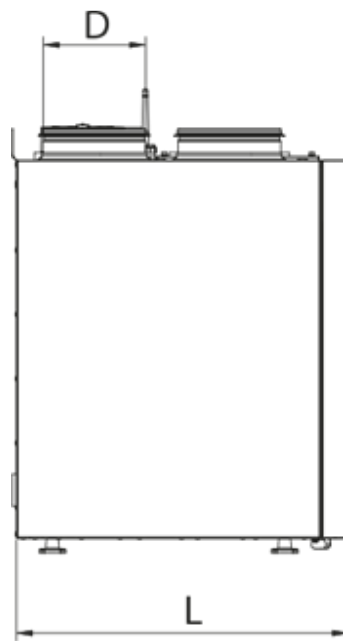
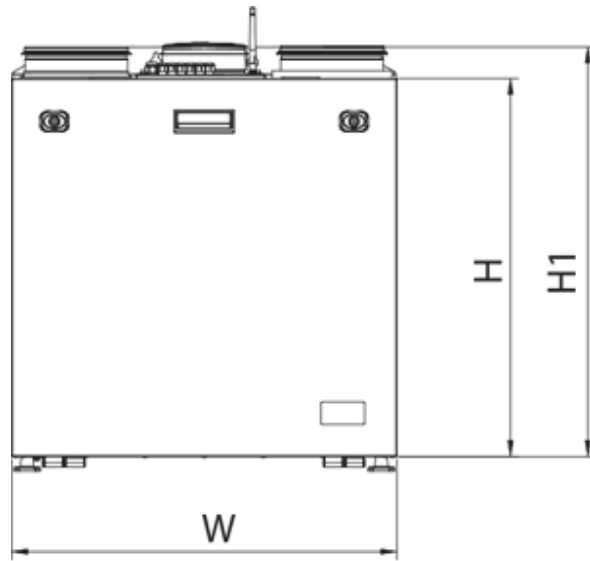
	Unit of measurement	KOMFORT Roto EC S 281-E R S21
Connected air duct size	mm	160
Speed	-	1
Phases	-	1
Minimum supply voltage	V	230
Maximum supply voltage	V	230
Power supply frequency	Hz	50/60
Rated power	W	179
Unit current	A	1.34
Maximum airflow	m <sup>3</sup> /h	382
Sound pressure level LpA at 3 m	dB(A)	26
Heat recovery efficiency, max	%	86
Heat exchanger type	-	Sorption rotary
Weight	kg	57
Extract filter	-	G4 / Coarse > 60%
Supply filter	-	G4 / Coarse > 60% (option F7 / ePM1 60%)
Transported air temperature (max)	°C	40
Transported air temperature (min)	°C	-25
Ambient air temperature min	°C	1
Ambient air temperature max	°C	40
Ambient air humidity max	%	60
Ingress protection rating	-	IP22

Ingress protection rating of the drive	-	IP44
--	---	------



## Dimensions

H	W	L	H1	W1	L1	D
588	598	515	638	397	209	160





## Accessories

### Other accessories

Name	Photo	Description
<a href="#">S25</a>		LCD control panel
<a href="#">S22</a>		Control panels
<a href="#">S22 Wi-Fi</a>		Control panels

### Other accessories

Name	Photo	Description
<a href="#">FS2</a>		Humidity sensor
<a href="#">CD-3</a>		
<a href="#">CD-1</a>		CO2 sensors


### Other accessories

Name	Photo	Description
<a href="#">Belimo TF230</a>		Electric actuators

### Other accessories



Name	Photo	Description
<a href="#">VKA 160</a>		Air dampers for round ducts

### Other accessories

Name	Photo	Description
<a href="#">SD 160/1200</a>		Silencers for round ducts

<a href="#">SD 160/900</a>		Silencers for round ducts
<a href="#">SD 160/600</a>		Silencers for round ducts

### Other accessories

Name	Photo	Description
FP 428x220x40 Coarse 90% G4		G4 panel filter
FP 428x220x40 ePM1 60% F7		F7 panel filter