

KOMFORT Roto EC DE 350 L S21

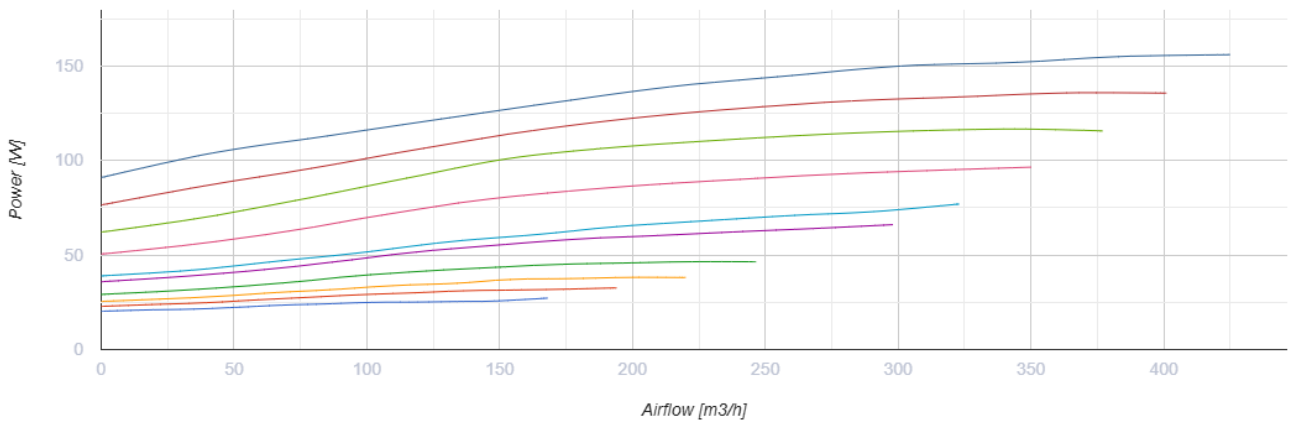
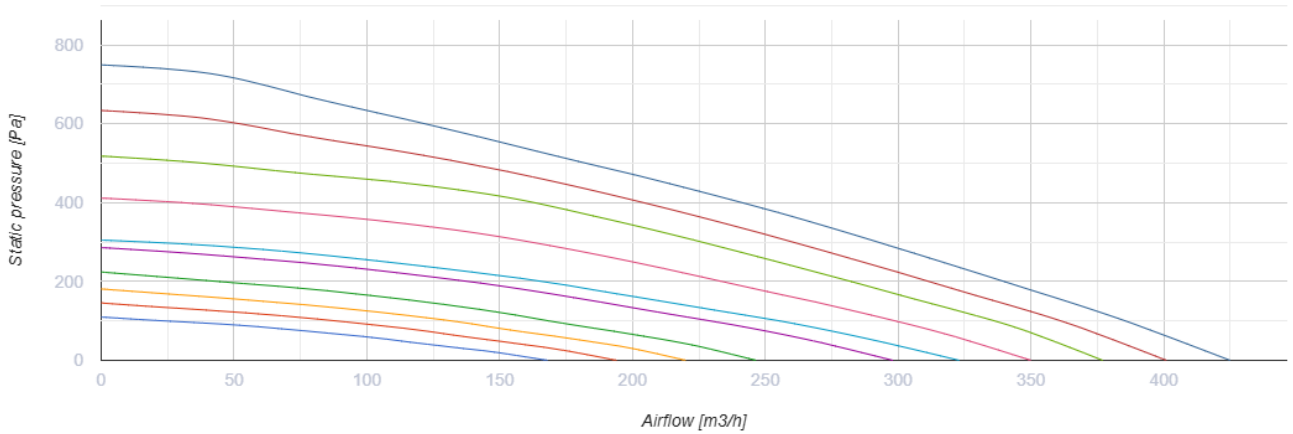
Suspended heat recovery air handling units



- Power of electrical reheater: 1400
- Maximum airflow: 430
- Sound pressure level LpA at 3 m: 31
- Heat exchanger type: Rotary
- Extract filter: G4
- Supply filter: G4, F7 (option: H13)
- Sound insulation
- Motor type: EC
- Reheater: Electric
- BMS protocol: ModBus
- Control: Smartphone
- Casing material: Galvanized steel
- Humidity sensor: Optional
- CO2 sensor: Optional
- VOC sensor: Optional
- PM2.5 sensor: Optional

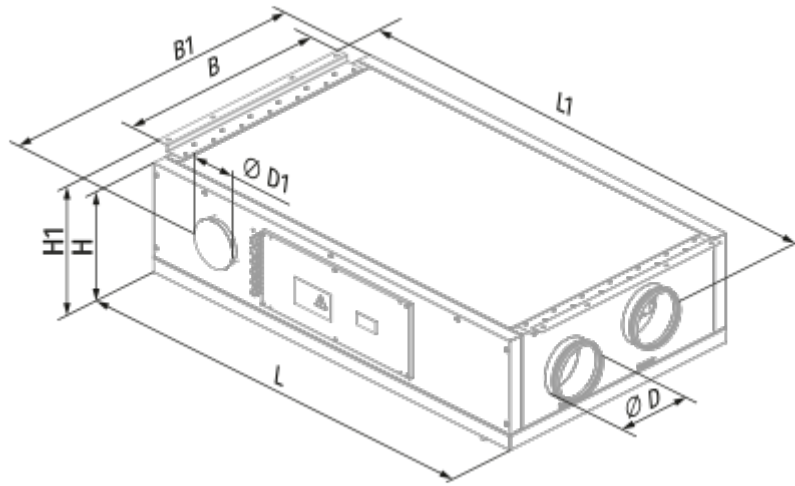
	Unit of measurement	KOMFORT Roto EC DE 350 L S21
Connected air duct size	mm	160
Speed	-	1
Phases	-	1
Minimum supply voltage	V	230
Maximum supply voltage	V	230
Power supply frequency	Hz	50/60
Rated power	W	185
Power of electrical reheater	W	1400
Unit current	A	6.9
Maximum airflow	m ³ /h	430
Sound pressure level LpA at 3 m	dB(A)	31
Heat recovery efficiency, max	%	87
Heat exchanger type	-	Rotary
Heat exchanger material	-	Aluminum
Weight	kg	82
Extract filter	-	G4
Supply filter	-	G4, F7 (option: H13)
Transported air temperature (max)	°C	40
Transported air temperature (min)	°C	-25
Ambient air temperature min	°C	1

Ambient air temperature max	°C	40
Ambient air humidity max	%	80
Ingress protection rating	-	IP22
Ingress protection rating of the drive	-	IP44

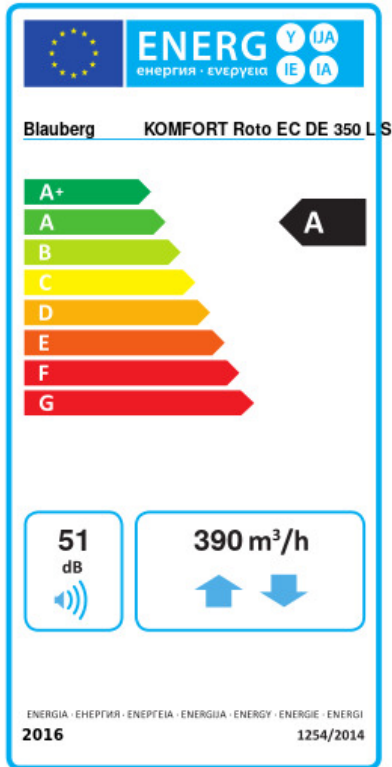


Dimensions

Ø D	Ø D1	B	B1	H	H1	L	L1
160	125	770	818	318	361	1270	1365



Ecodesign




Trademark	Blauberg					
Model	KOMFORT Roto EC DE 350 L S21					
Specific energy consumption (SEC) (kWh/(m ² /a))	Cold		Average		Warm	
	83.219	A+	40.9116	A	16.6751	E
Type of ventilation unit	Bidirectional					
Type of drive installed	Variable speed					
Type of heat recovery system	Regenerative					
Thermal efficiency of heat recovery (%)	77					
Maximum flow rate (m ³ /h)	390					
Electric power input (W)	155					
Reference flow rate (m ³ /s)	0.081					
Reference pressure difference (Pa)	50					
Specific power input (SPI) (W/(m ³ /h))	0.252					
Control typology	Local demand control					
Maximum internal leakage rates (%)	2.7					
Maximum external leakage rates (%)	2.7					
Sound power level (dB(A))	51					
Declared typology	RVU BVU					
The annual electricity consumption (AEC) (kWh/a)	Cold		Average		Warm	
	133		133		133	
The annual heating saved (AHS) (kWh/a)	Cold		Average		Warm	
	8654.7489		4424.1213		2000.5293	




Accessories

Other accessories


Name	Photo	Description
FP 320x235x48 G4		G4 panel filter

FP 320x235x48 F7		F7 panel filter
FP 320x235x48 H13		


Other accessories

Name	Photo	Description
S22		Control panels
S22 Wi-Fi		Control panels
S25		LCD control panel

Other accessories

Name	Photo	Description
FS2		Humidity sensor

Other accessories

Name	Photo	Description
DAH 251-13		Kitchen exhaust hood

Other accessories

Name	Photo	Description
VRV 160		Backdraft dampers with spring for round ducts
VKA 160		Air dampers for round ducts