

KOMFORT Roto EC D2E 250 L S21

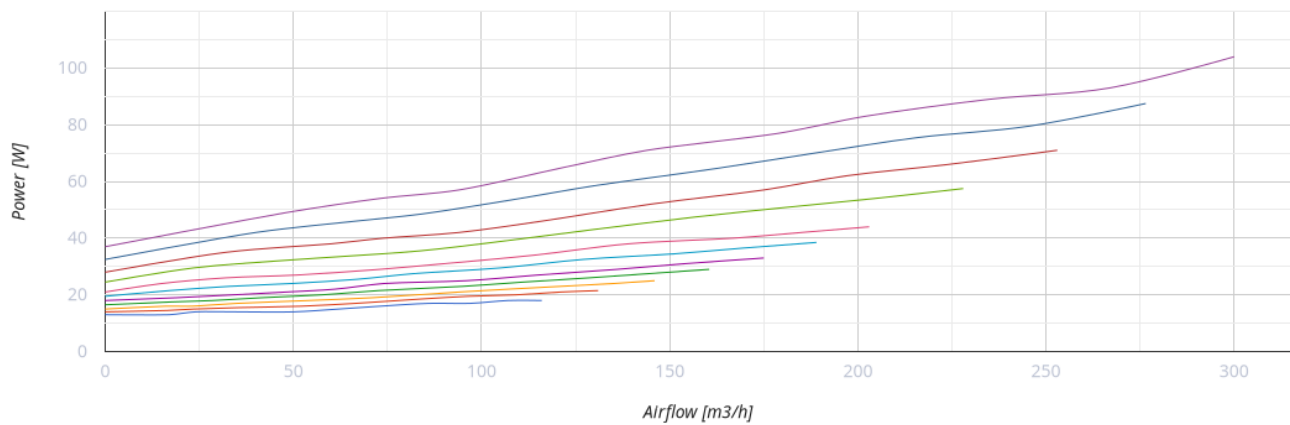
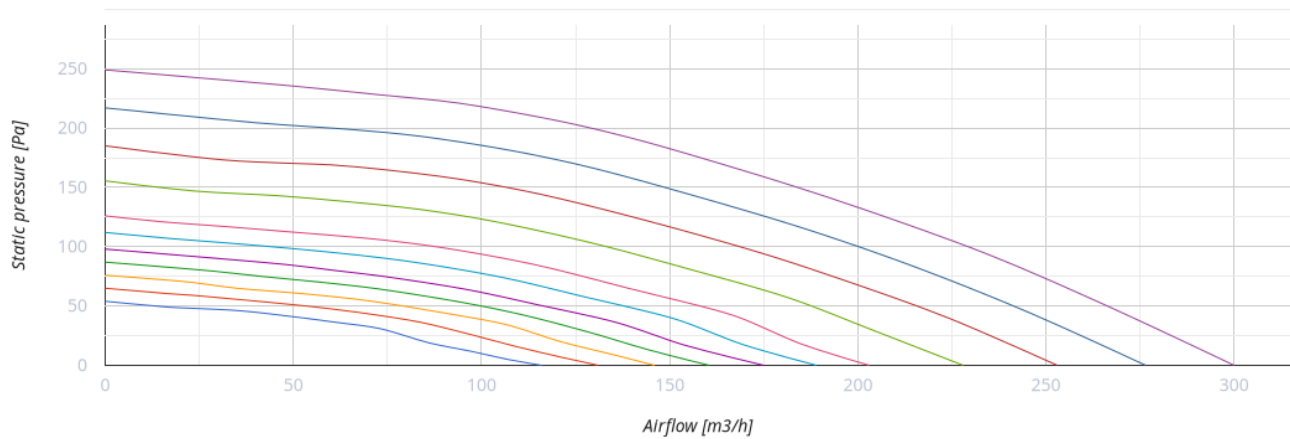
Suspended heat recovery air handling units



- Power of electrical reheater: 700
- Maximum airflow: 300
- Sound pressure level LpA at 3 m: 23
- Heat exchanger type: Rotary
- Extract filter: G4
- Supply filter: G4, F7 (option: H13)
- Sound insulation
- Motor type: EC
- Reheater: Electric
- BMS protocol: ModBus
- Control: Smartphone
- Casing material: Galvanized steel
- Humidity sensor: Optional
- CO2 sensor: Optional
- VOC sensor: Optional
- PM2.5 sensor: Optional

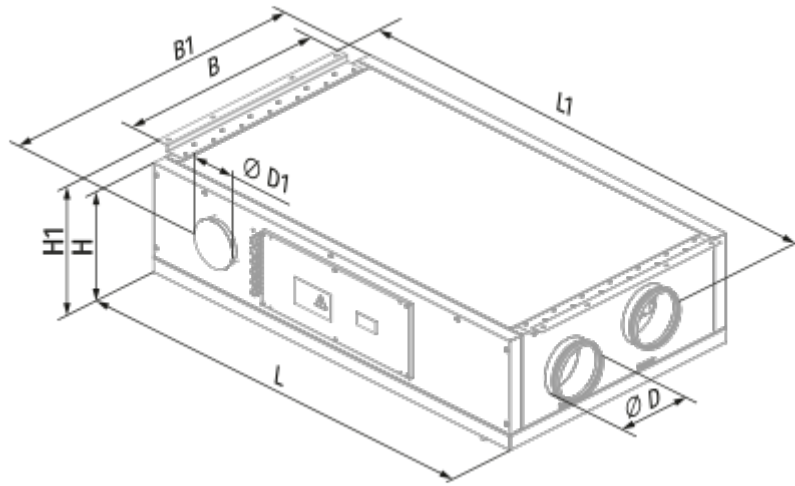
	Unit of measurement	KOMFORT Roto EC D2E 250 L S21
Connected air duct size	mm	160
Speed	-	1
Phases	-	1
Minimum supply voltage	V	230
Maximum supply voltage	V	230
Power supply frequency	Hz	50/60
Rated power	W	128
Power of electrical reheater	W	700
Unit current	A	4
Maximum airflow	m ³ /h	300
Sound pressure level LpA at 3 m	dB(A)	23
Heat recovery efficiency, max	%	87
Heat exchanger type	-	Rotary
Heat exchanger material	-	Aluminum
Weight	kg	54
Extract filter	-	G4
Supply filter	-	G4, F7 (option: H13)
Transported air temperature (max)	°C	40
Transported air temperature (min)	°C	-25
Ambient air temperature min	°C	1

Ambient air temperature max	°C	40
Ambient air humidity max	%	80
Ingress protection rating	-	IP22
Ingress protection rating of the drive	-	IP44

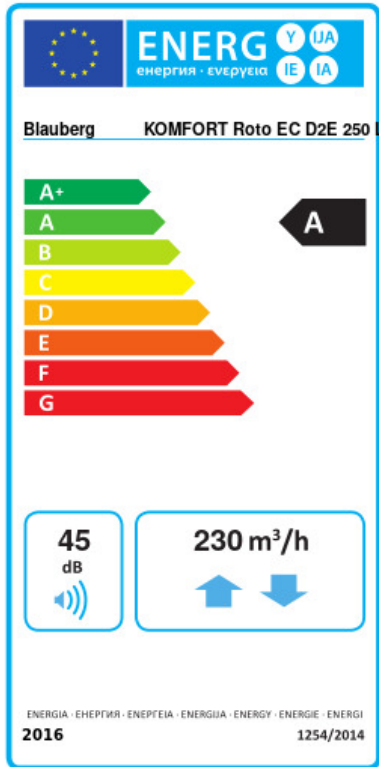


Dimensions

Ø D	Ø D1	B	B1	H	H1	L	L1
160	125	618	666	225	245	1002	1097



Ecodesign




Trademark	Blauberg		
Model	KOMFORT Roto EC D2E 250 L S21		
Specific energy consumption (SEC) (kWh/(m ² /a))	Cold	Average	Warm
	84.8	A+	17
Type of ventilation unit	Bidirectional		
Type of drive installed	Variable speed		
Type of heat recovery system	Regenerative		
Thermal efficiency of heat recovery (%)	81		
Maximum flow rate (m ³ /h)	230		
Electric power input (W)	89		
Reference flow rate (m ³ /s)	0.044		
Reference pressure difference (Pa)	50		
Specific power input (SPI) (W/(m ³ /h))	0.256		
Control typology	Local demand control		
Maximum internal leakage rates (%)	2.7		
Maximum external leakage rates (%)	2.7		
Sound power level (dB(A))	45		
Declared typology	RVU BVU		
The annual electricity consumption (AEC) (kWh/a)	Cold	Average	Warm
	136	136	136
The annual heating saved (AHS) (kWh/a)	Cold	Average	Warm
	8817	4507	2038




Accessories

Other accessories


Name	Photo	Description
FP 280x180x48 G4		G4 panel filter

FP 280x180x48 F7		F7 panel filter
FP 280x180x48 H13		


Other accessories

Name	Photo	Description
S22		Control panels
S22 Wi-Fi		Control panels
S25		LCD control panel

Other accessories

Name	Photo	Description
FS2		Humidity sensor

Other accessories

Name	Photo	Description
DAH 251-13		Kitchen exhaust hood

Other accessories

Name	Photo	Description
VRV 160		Backdraft dampers with spring for round ducts
VKA 160		Air dampers for round ducts