



# KOMFORT LE 600-4

Heat recovery air handling units

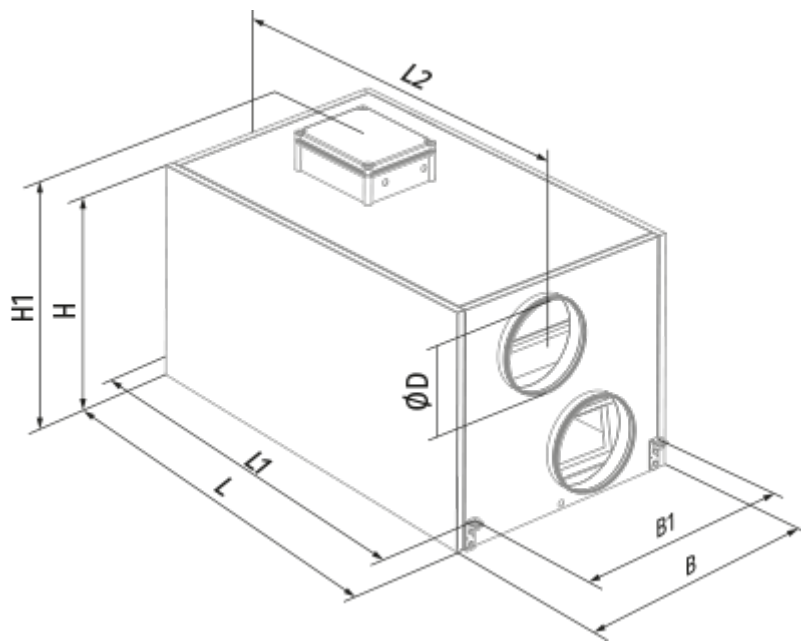
- Power of electrical reheater: 4000
- Maximum airflow: 600
- Sound pressure level LpA at 3 m: 32-48
- Heat exchanger type: Cross flow
- Extract filter: G4
- Supply filter: G4
- Sound insulation
- Motor type: AC
- Reheater: Electric
- Control: Wired control panel
- Casing material: Aluzinc steel

	Unit of measurement	KOMFORT LE 600-4
Connected air duct size	mm	200
Speed	-	1
Phases	-	1
Minimum supply voltage	V	230
Maximum supply voltage	V	230
Power supply frequency	Hz	50/60
Rated power	W	390
Power of electrical reheater	W	4000
Unit current	A	19.1
Maximum airflow	m <sup>3</sup> /h	600
Sound pressure level LpA at 3 m	dB(A)	32-48
Heat recovery efficiency, max	%	85
Heat exchanger type	-	Cross flow
Heat exchanger material	-	Polystyrene
Weight	kg	54
Extract filter	-	G4
Supply filter	-	G4
Transported air temperature (max)	°C	40
Transported air temperature (min)	°C	-25
Ambient air temperature min	°C	1
Ambient air temperature max	°C	40

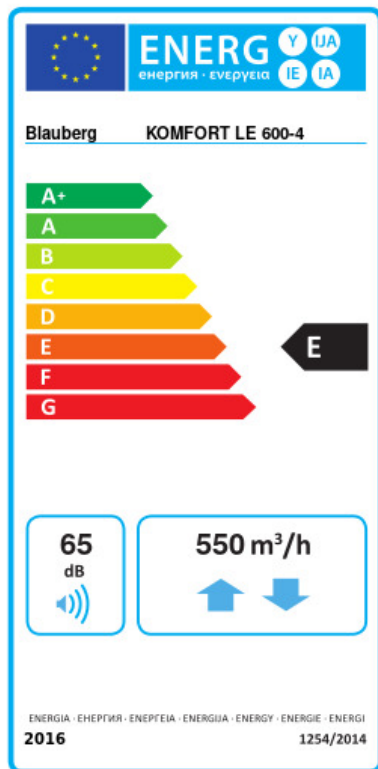
Ambient air humidity max	%	80
Ingress protection rating	-	IP22
Ingress protection rating of the drive	-	IP44

## Dimensions

ØD	B	B1	H	H1	L	L1	L2
199	497	403	554	-	954	996	1057



## Ecodesign







Trademark	Blauberg		
Model	KOMFORT LE 600-4		
Specific energy consumption (SEC) (kWh/(m <sup>2</sup> /a))	Cold	Average	Warm
	46.5	A+	15.9 E 4.2 G
Type of ventilation unit	Bidirectional		
Type of drive installed	Multi-speed		
Type of heat recovery system	Recuperative		
Thermal efficiency of heat recovery (%)	64		
Maximum flow rate (m <sup>3</sup> /h)	550		
Electric power input (W)	395		
Reference flow rate (m <sup>3</sup> /s)	0.107		
Reference pressure difference (Pa)	50		
Specific power input (SPI) (W/(m <sup>3</sup> /h))	0.675		
Control typology	Manual control		
Maximum internal leakage rates (%)	2.7		
Maximum external leakage rates (%)	2.7		
Declared typology	RVU BVU		
Sound power level (dB(A))	65		
The annual electricity consumption (AEC) (kWh/a)	Cold	Average	Warm
	1428	891	846
The annual heating saved (AHS) (kWh/a)	Cold	Average	Warm
	7343	3754	1697

## Accessories


### Other accessories

Name	Photo	Description
FP 438x215x48 G4		G4 panel filter
SB C4 300/300		

### Other accessories

Name	Photo	Description
<a href="#">SD 200/600</a>		Silencers for round ducts
<a href="#">SD 200/900</a>		Silencers for round ducts
<a href="#">SD 200/1200</a>		Silencers for round ducts
<a href="#">SDF 200/600</a>		Flexible silencers for round ducts
<a href="#">SDF 200/900</a>		Flexible silencers for round ducts
<a href="#">SDF 200/2000</a>		Flexible silencers for round ducts

#### Other accessories

Name	Photo	Description
<a href="#">VRV 200</a>		Backdraft dampers with spring for round ducts