

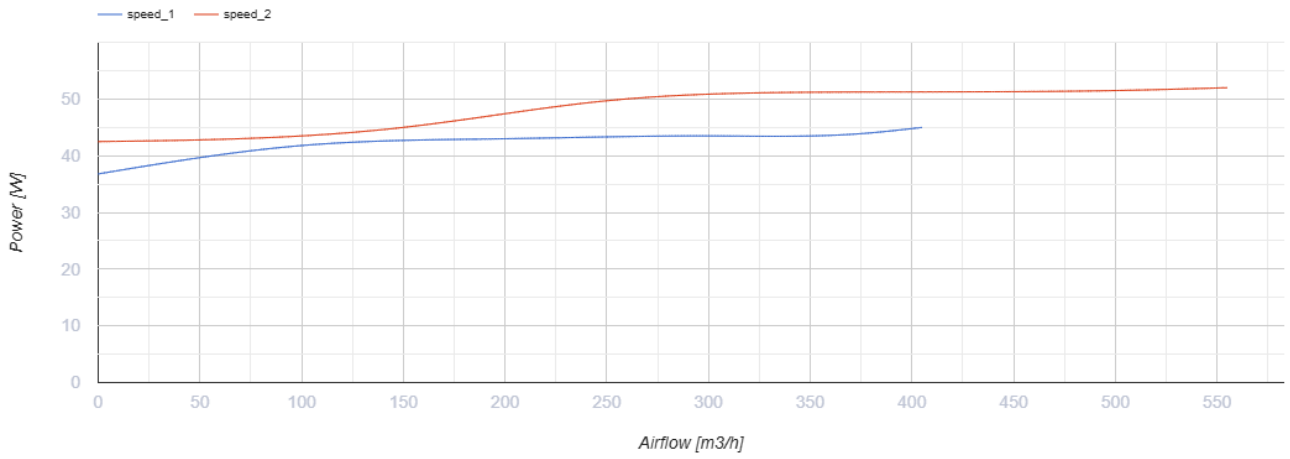
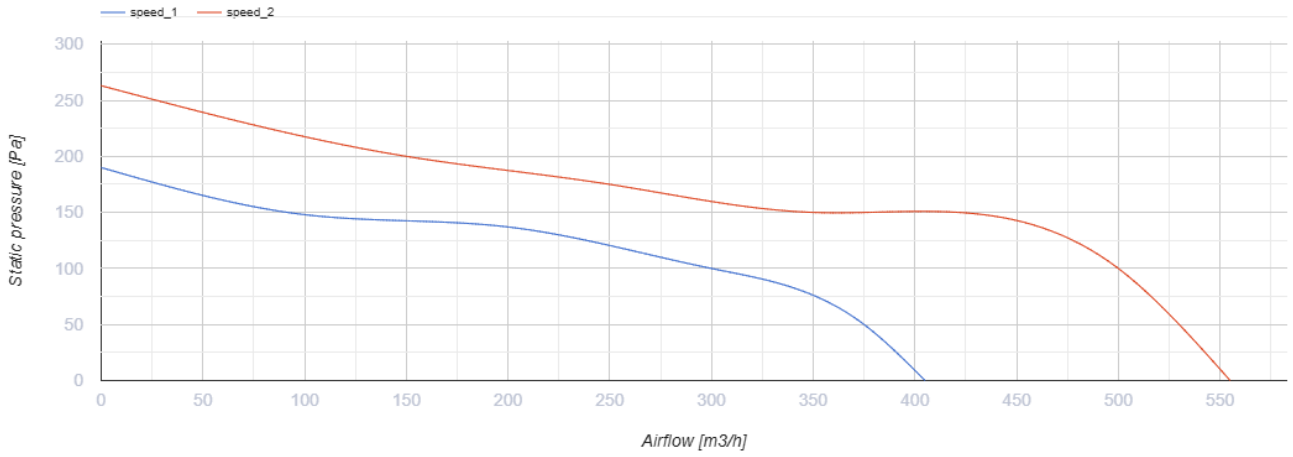
# Iso-Mix 150

Mixed-flow inline fans in sound-insulated casings



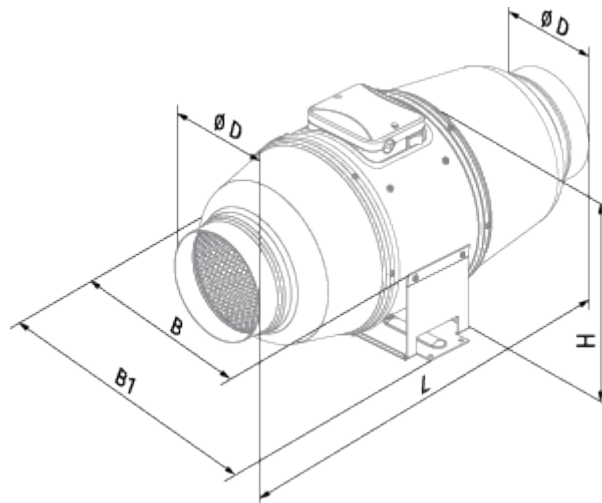
- Maximum airflow: 550
- Sound pressure level LpA at 3 m: 33
- Sound insulation
- Motor type: AC
- Impeller type: Mixed-flow
- Casing material: Coated steel
- Installation in any position

	Unit of measurement	Iso-Mix 150	
Connected air duct size	mm	150	
Speed	-	2	
Phases	-	1	
Minimum supply voltage	V	230	
Maximum supply voltage	V	230	
Power supply frequency	Hz	50/60	
Rated power	W	45	52
Unit current	A	0.2	0.23
Maximum airflow	m <sup>3</sup> /h	410	550
Sound pressure level LpA at 3 m	dB(A)	26	33
Weight	kg	6.1	
Transported air temperature (max)	°C	60	
Ingress protection rating	-	IPX4	
Ingress protection rating of the drive	-	IP44	

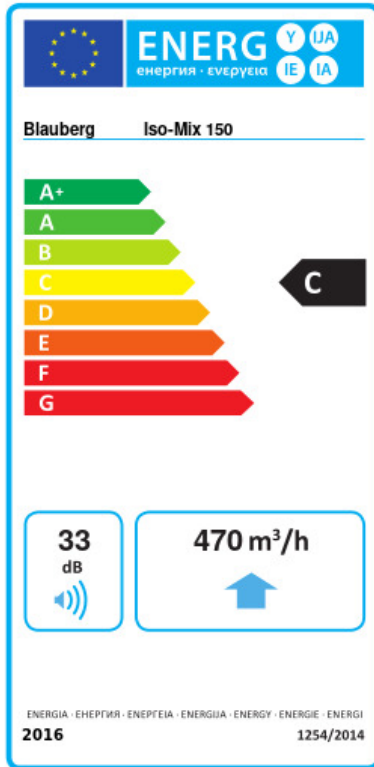


## Dimensions

ØD	B	B1	L	H
148	247	273	579	263



## Ecodesign




Trademark	Blaubeerg					
Model	Iso-Mix 150					
Specific energy consumption (SEC) (kWh/(m <sup>2</sup> /a))	Cold		Average		Warm	
	-52.8	A+	-25.7	C	-10.2	E
Type of ventilation unit	Unidirectional					
Type of drive installed	Multi-speed					
Type of heat recovery system	None					
Maximum flow rate (m <sup>3</sup> /h)	470					
Electric power input (W)	52					
Reference flow rate (m <sup>3</sup> /s)	0.091					
Reference pressure difference (Pa)	50					
Specific power input (SPI) (W/(m <sup>3</sup> /h))	0.137					
Control typology	Local demand control					
Maximum external leakage rates (%)	2.7					
Declared typology	RVU UVU					
Sound power level (dB(A))	33					
The annual electricity consumption (AEC) (kWh/a)	Cold		Average		Warm	
	102		102		102	
The annual heating saved (AHS) (kWh/a)	Cold		Average		Warm	
	5536		2830		1280	





## Accessories

### Other accessories








Name	Photo	Description
<a href="#">CDP-2/5</a>		Multi-speed switch
<a href="#">CDT E1.8</a>		Thyristor speed controller
<a href="#">CDP-2/10</a>		Multi-speed switch




<a href="#">CDT1 E0.5</a>		Multi-speed switches
---------------------------	---	----------------------

### Other accessories





Name	Photo	Description
<a href="#">TE / TI 1.5</a>		Timers
<a href="#">HSE / HSI 1.5</a>		Sensors
<a href="#">LSE / LSI 1.5</a>		Sensors
<a href="#">IRSE / IRSI 1.5</a>		Sensors

### Other accessories




Name	Photo	Description
<a href="#">EKH 150-1.7</a>		Duct electrical heaters for round ducts
<a href="#">EKH 150-1.2</a>		Duct electrical heaters for round ducts
<a href="#">EKH 150-2.0</a>		Duct electrical heaters for round ducts
<a href="#">EKH 150-2.4</a>		Duct electrical heaters for round ducts
<a href="#">EKH 150-3.4</a>		Duct electrical heaters for round ducts
<a href="#">EKH 150-3.6</a>		Duct electrical heaters for round ducts
<a href="#">EKH 150-5.1</a>		Duct electrical heaters for round ducts

<a href="#">EKH 150-6.0</a>		Duct electrical heaters for round ducts
<a href="#">WKH 150-2</a>		Duct water heaters for round ducts
<a href="#">WKH 150-4</a>		Duct water heaters for round ducts


### Other accessories

Name	Photo	Description
<a href="#">KFBT 150 F7</a>		Filter boxes with pocket filters for round ducts
<a href="#">KFBT 150 F5</a>		Filter boxes with pocket filters for round ducts
<a href="#">KFBT 150 G4</a>		Filter boxes with pocket filters for round ducts
<a href="#">KFBK 150</a>		Filter boxes for round ducts

### Other accessories

Name	Photo	Description
<a href="#">SD 150/1200</a>		Silencers for round ducts
<a href="#">SD 150/900</a>		Silencers for round ducts
<a href="#">SD 150/600</a>		Silencers for round ducts

### Other accessories

Name	Photo	Description
<a href="#">VRV 150</a>		Backdraft dampers with spring for round ducts

[VKA 150](#)



Air dampers for round ducts