

# Civic EC LBE2 300 S21

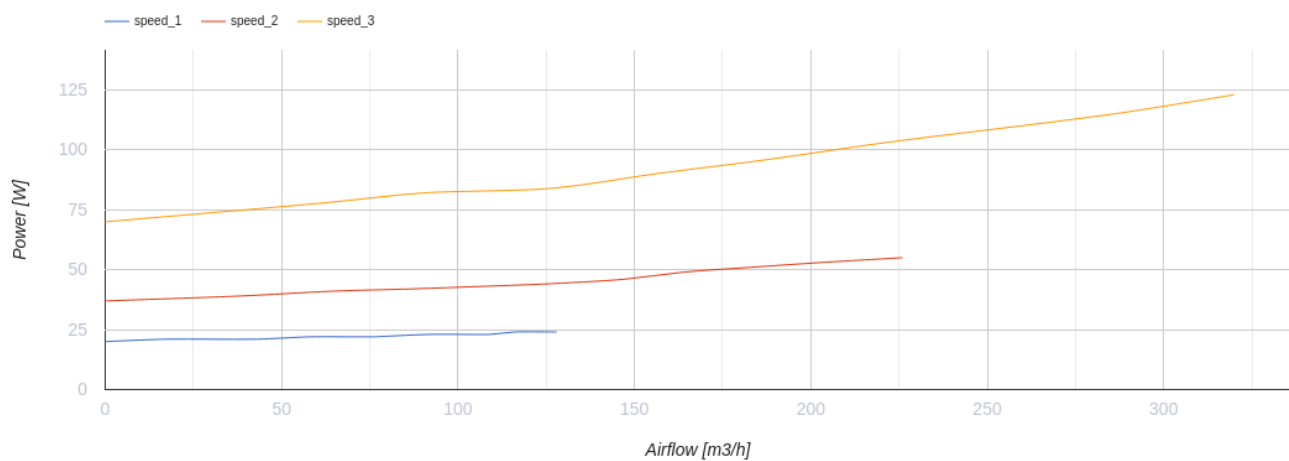
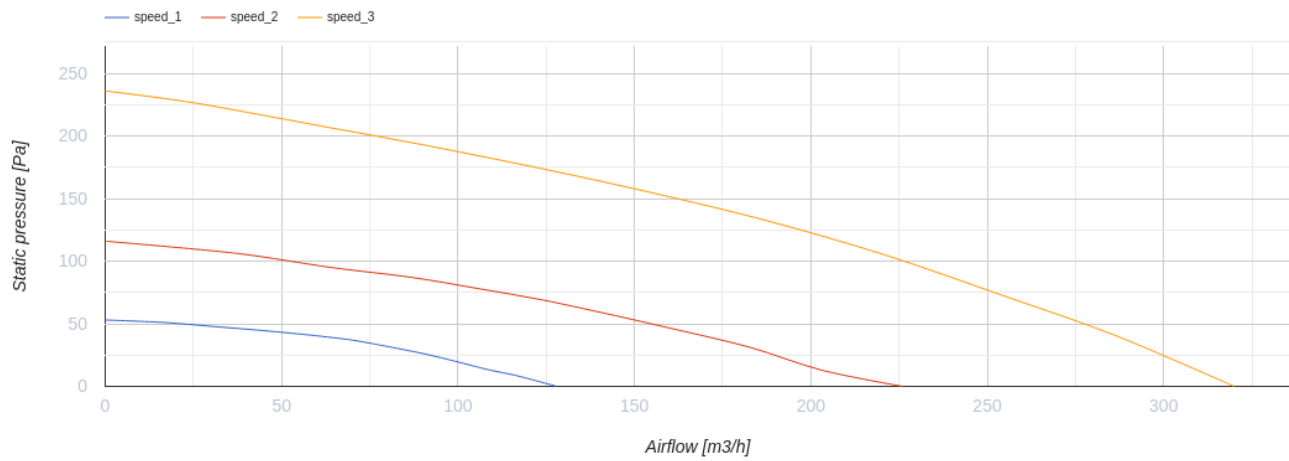
The CIVIC EC LB units are designed for single-room ventilation of schools, offices and other public and commercial premises



- Power of electrical preheater: 1400
- Power of electrical reheater: 1400
- Maximum airflow: 320
- Sound pressure level LpA at 3 m: 21
- Sound pressure level LpA at 1 m: 31
- Heat exchanger type: Counter flow
- Extract filter: G4 x 2
- Supply filter: G4 + F8 (option: F8 C + H11)
- Motor type: EC
- Bypass: Auto
- Reheater: Electric
- Preheater: Electric
- BMS protocol: ModBus
- Control: Smartphone
- Casing material: Coated steel
- Humidity sensor: Optional
- CO2 sensor: Optional
- VOC sensor: Optional
- PM2.5 sensor: Optional
- Temperature sensor: Built-in

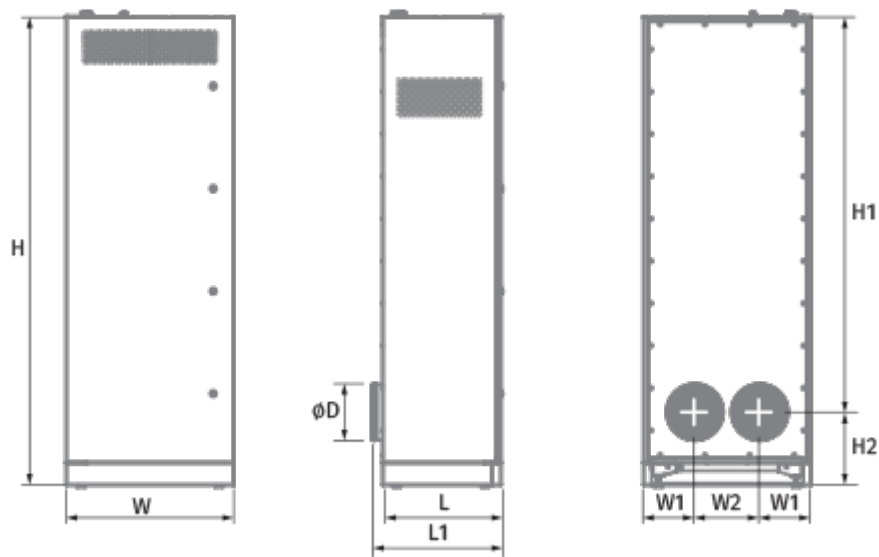
	Unit of measurement	Civic EC LBE2 300 S21
Connected air duct size	mm	200
Speed	-	1
Phases	-	1
Minimum supply voltage	V	230
Maximum supply voltage	V	230
Power supply frequency	Hz	50/60
Rated power	W	125
Power of electrical preheater	W	1400
Power of electrical reheater	W	1400
Unit current	A	13.1
Maximum airflow	m <sup>3</sup> /h	320
Sound pressure level LpA at 3 m	dB(A)	21
Sound pressure level LpA at 1 m	dB(A)	31
Heat recovery efficiency, max	%	92
Heat exchanger type	-	Counter flow
Heat exchanger material	-	Polystyrene

Weight	kg	140
Extract filter	-	G4 x 2
Supply filter	-	G4 + F8 (option: F8 C + H11)
Transported air temperature (max)	°C	40
Transported air temperature (min)	°C	-25
Ambient air temperature min	°C	1
Ambient air temperature max	°C	40
Ambient air humidity max	%	60
Ingress protection rating	-	IP20
Ingress protection rating of the drive	-	IP44




## Dimensions

Ø D	H	H1	H2	L	L1	W	W1	W2
200	1770	1476	294	470	520	620	230	195





## Accessories

### Other accessories




Name	Photo	Description
AH Civic 300 LB chrome		
AH Civic 300 LB white		
FP 308x238x22 G4 PPI		
FP 265x213x48 G4		G4 panel filter
FP 384x273x60 F8		
FP 533x135x48 F8 C		
FP 533x135x60 H11		

### Other accessories



Name	Photo	Description
<a href="#">S22</a>		Control panels
<a href="#">S22 Wi-Fi</a>		Control panels

<a href="#">S25</a>		LCD control panel
---------------------	---	-------------------

### Other accessories

Name	Photo	Description
<a href="#">CD-1</a>		CO2 sensors
<a href="#">CD-2</a>		CO2 sensors
<a href="#">FS2</a>		Humidity sensor

### Other accessories

Name	Photo	Description
<a href="#">SFK 20x32</a>		Hydraulic syphon for condensate drainage
<a href="#">CP-2</a>		Drain pump