



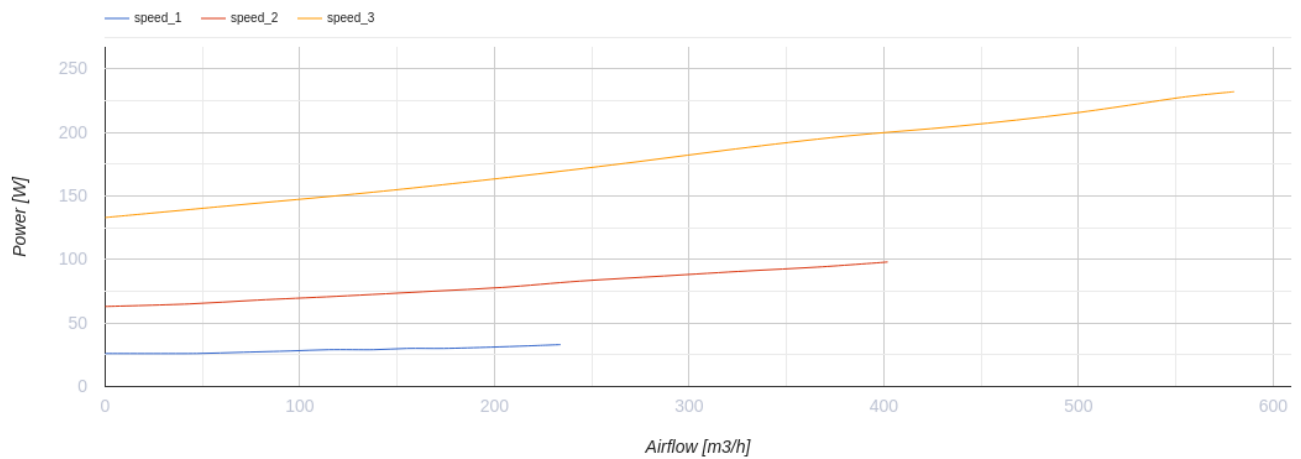
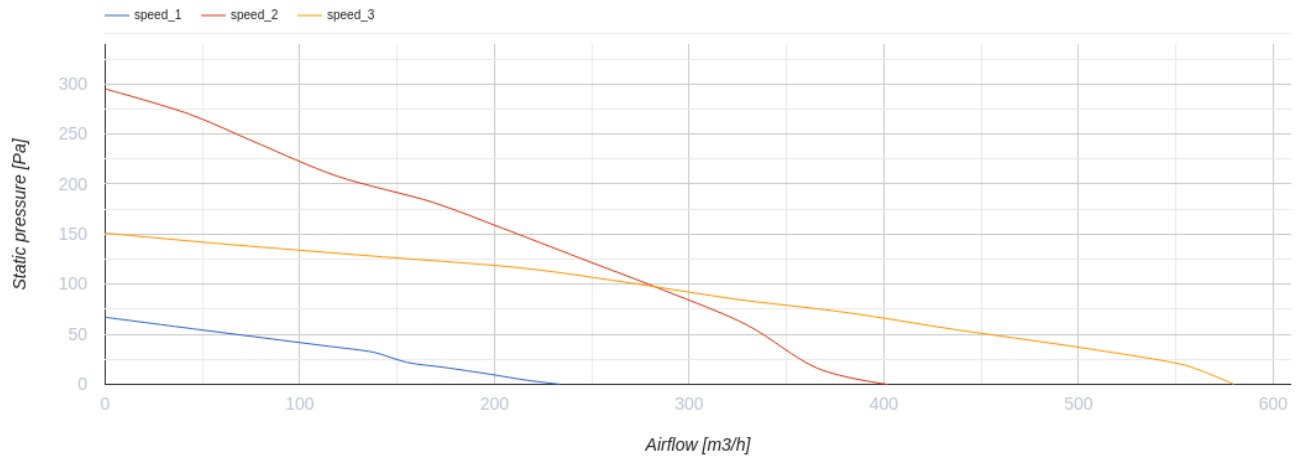
Civic EC LB 500 S21

The CIVIC EC LB units are designed for single-room ventilation of schools, offices and other public and commercial premises

- Maximum airflow: 580
- Sound pressure level LpA at 3 m: 25
- Sound pressure level LpA at 1 m: 35
- Heat exchanger type: Counter flow
- Extract filter: G4 x 2
- Supply filter: G4 + F8 (option: F8 C + H11)
- Motor type: EC
- Bypass: Auto
- BMS protocol: ModBus
- Control: Smartphone
- Casing material: Coated steel
- Humidity sensor: Optional
- CO2 sensor: Optional
- VOC sensor: Optional
- PM2.5 sensor: Optional
- Temperature sensor: Built-in

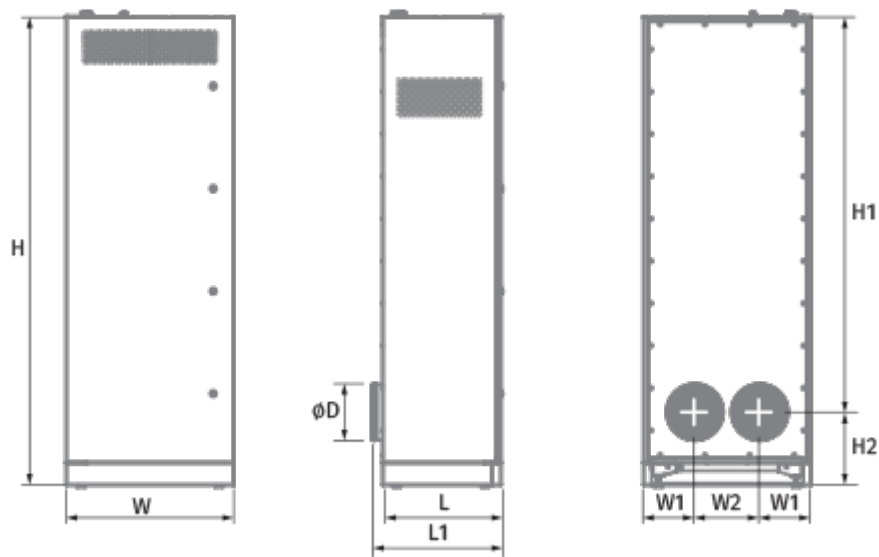
	Unit of measurement	Civic EC LB 500 S21
Connected air duct size	mm	250
Speed	-	1
Phases	-	1
Minimum supply voltage	V	230
Maximum supply voltage	V	230
Power supply frequency	Hz	50/60
Rated power	W	230
Unit current	A	1.7
Maximum airflow	m ³ /h	580
Sound pressure level LpA at 3 m	dB(A)	25
Sound pressure level LpA at 1 m	dB(A)	35
Heat recovery efficiency, max	%	94
Heat exchanger type	-	Counter flow
Heat exchanger material	-	Polystyrene
Weight	kg	191
Extract filter	-	G4 x 2
Supply filter	-	G4 + F8 (option: F8 C + H11)
Transported air temperature (max)	°C	40
Transported air temperature (min)	°C	-25

Ambient air temperature min	°C	1
Ambient air temperature max	°C	40
Ambient air humidity max	%	60
Ingress protection rating	-	IP20
Ingress protection rating of the drive	-	IP44




Dimensions

Ø D	H	H1	H2	L	L1	W	W1	W2
250	2170	1833	337	535	585	750	290	230





Accessories

Other accessories




Name	Photo	Description
AH Civic 500 LB chrome		
AH Civic 500 LB white		
FP 450x257x27 G4 PPI		
FP 318x290x22 G4		G4 panel filter
FP 318x290x60 F8		
FP 666x196x48 F8 C		
FP 666x196x60 H11		

Other accessories



Name	Photo	Description
S22		Control panels
S22 Wi-Fi		Control panels

S25		LCD control panel
---------------------	---	-------------------

Other accessories

Name	Photo	Description
CD-1		CO2 sensors
CD-2		CO2 sensors
FS2		Humidity sensor

Other accessories

Name	Photo	Description
SFK 20x32		Hydraulic syphon for condensate drainage
CP-2		Drain pump