

# CIVIC EC DBE 500 S21

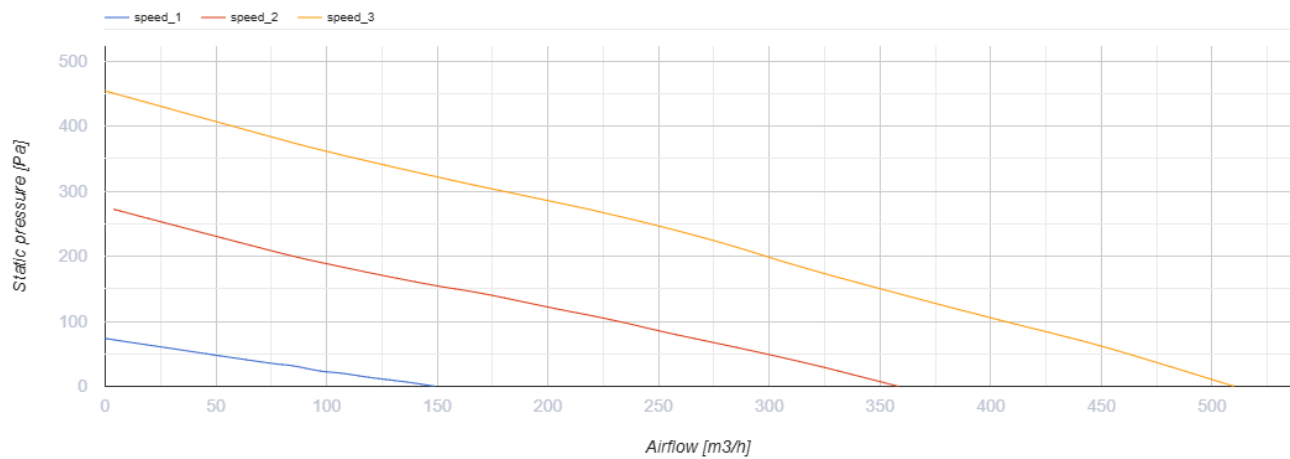
The CIVIC EC DB units are designed for single-room ventilation of schools, offices and other public and commercial premises



- Power of electrical preheater: 1750
- Maximum airflow: 510
- Sound pressure level LpA at 3 m: 24
- Sound pressure level LpA at 1 m: 34
- Heat exchanger type: Counter flow
- Extract filter: G4
- Supply filter: G4, F8 (option F8 C + H11)
- Motor type: EC
- Bypass: Auto
- Preheater: Electric
- BMS protocol: ModBus
- Control: Smartphone
- Casing material: Coated steel
- Humidity sensor: Optional
- CO2 sensor: Optional
- VOC sensor: Optional
- PM2.5 sensor: Optional
- Temperature sensor: Built-in

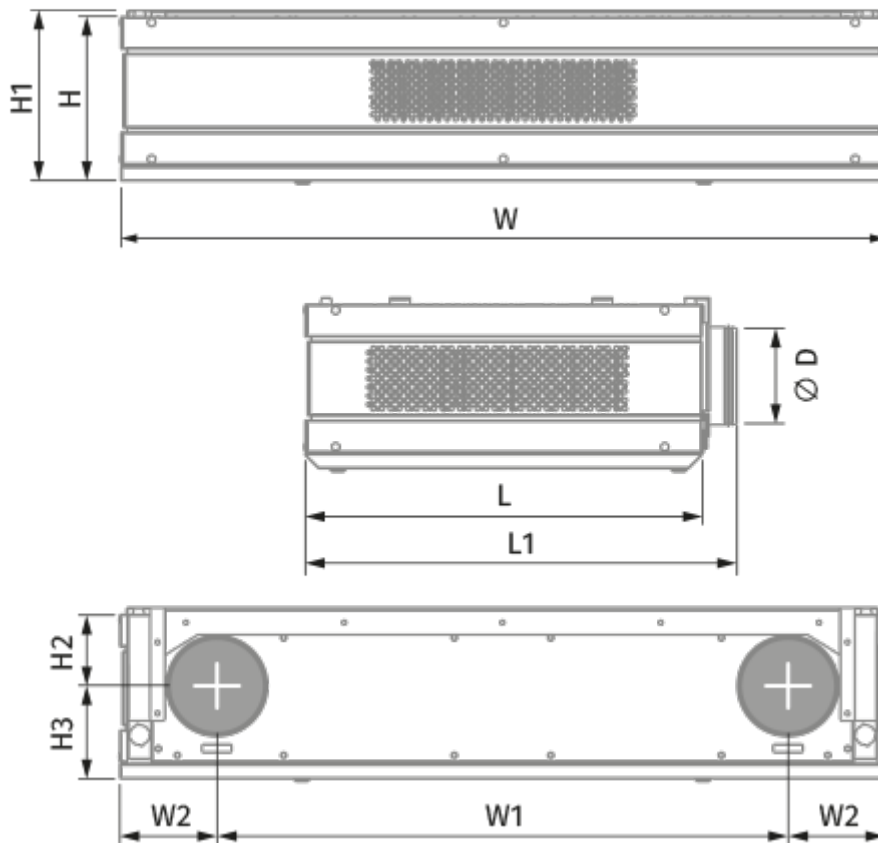
	Unit of measurement	CIVIC EC DBE 500 S21
Connected air duct size	mm	250
Speed	-	1
Phases	-	1
Minimum supply voltage	V	230
Maximum supply voltage	V	230
Power supply frequency	Hz	50/60
Rated power	W	170
Power of electrical preheater	W	1750
Unit current	A	10.4
Maximum airflow	m <sup>3</sup> /h	510
Sound pressure level LpA at 3 m	dB(A)	24
Sound pressure level LpA at 1 m	dB(A)	34
Heat recovery efficiency, max	%	86
Heat exchanger type	-	Counter flow
Heat exchanger material	-	Polystyrene
Weight	kg	128
Extract filter	-	G4
Supply filter	-	G4, F8 (option F8 C + H11)

Transported air temperature (max)	°C	40
Transported air temperature (min)	°C	-25
Ambient air temperature min	°C	1
Ambient air temperature max	°C	40
Ambient air humidity max	%	60
Ingress protection rating	-	IP20
Ingress protection rating of the drive	-	IP44



## Dimensions

Ø D	H	H1	H2	H3	L	L1	W	W1	W2
249	386	400	169	217	1018	1083	1806	1316	244




## Accessories

### Other accessories




Name	Photo	Description
FP 325x388x48 G4		G4 panel filter
FP 325x314x48 G4		G4 panel filter
FP 325x314x48 F8		
FP 714x320x48 F8 C		
FP 714x320x48 H11		

### Other accessories




Name	Photo	Description
------	-------	-------------

<a href="#">VDA 250 CFn Al</a>		Metal grilles for decoration of exhaust vents in residential, public and industrial buildings
--------------------------------	---	---



### Other accessories

Name	Photo	Description
<a href="#">S22</a>		Control panels
<a href="#">S22 Wi-Fi</a>		Control panels
<a href="#">S25</a>		LCD control panel

### Other accessories

Name	Photo	Description
<a href="#">CD-1</a>		CO2 sensors
<a href="#">CD-2</a>		CO2 sensors
<a href="#">FS2</a>		Humidity sensor

### Other accessories

Name	Photo	Description
<a href="#">SFK 20x32</a>		Hydraulic syphon for condensate drainage
<a href="#">CP-2</a>		Drain pump