

# BLAUAIR RV

## FLOOR MOUNTED HEAT RECOVERY UNITS



## FEATURES


High-efficient EC fans, backward-curved, external rotor. Integrated plug-and-play controls.

High-efficient rotary heat exchanger of two types: condensing (aluminum) type and enthalpy type.

Web interface, MODBUS, outputs for optional electric/water heater or water/freon cooler.

Complete set of accessories: silencers, economizers, VAV, CAV, etc.

Operation by RH/CO<sub>2</sub>/temperature/constant pressure/timer schedule.



## Casing

- Double skin
- Frameless
- 40 mm mineral wool 90 kg/m<sup>3</sup> for RV 800-6000
- Outer skin: zinc-aluminum
- Inner skin: zinc-aluminum
- EN1886 class: D1, T3, TB4

## Heat exchanger

High-efficient rotary heat exchanger is available in two types:

- Condensing (aluminum) type – standard;
- Enthalpy type – optional.

## Dampers

Optionally integrated automatic external dampers with **Belimo** drives.

**BELIMO**<sup>®</sup>

## Filters

Panel filters ePM1 70% (ISO 16890)-F7 (EN779) on both supply and exhaust.

## Technical data

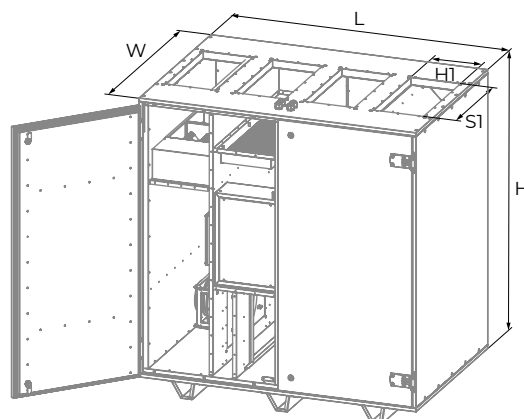
	RV 800	RV 1200
Phase/voltage [50–60 Hz/VAC]	1~200/240	
Power/current [kW/A]	2×0.168/2.4	2×0.53/4.8
Fan speed [min <sup>-1</sup> ]	2200	2470
Permanent ambient temperature [°C]	-35...+50	
Motor protection	IP54	
Insulation class (motor)	F	
Filter class exhaust/supply standard (optional)	ePM1 70%/ePM1 70% (ISO 16890)-F7 (EN779)	
Weight (net, without packing) [kg]	270	270
Sound pressure level at 3 m to environment [dBA]	29	26

	RV 1500	RV 2500
Phase/voltage [50–60 Hz/VAC]	1~200/240	
Power/current [kW/A]	2×0.53/4.8	2×0.7/6.2
Fan speed [min <sup>-1</sup> ]	2430	2100
Permanent ambient temperature [°C]	-35...+50	
Motor protection	IP54	
Insulation class (motor)	F	
Filter class exhaust/supply standard (optional)	ePM1 70%/ePM1 70% (ISO 16890)-F7 (EN779)	
Weight (net, without packing) [kg]	307	307
Sound pressure level at 3 m to environment [dBA]	26	33

	RV 3500	RV 5000	RV 6000
Phase/voltage [50–60 Hz/VAC]	3~380/480		
Power/current [kW/A]	2×1.1/3.52	2×1.32/4.2	2×2.55/7.8
Fan speed [min <sup>-1</sup> ]	1800	1300	1500
Permanent ambient temperature [°C]	-35...+50		
Motor protection	IP54		
Insulation class (motor)	F		
Filter class exhaust/supply standard (optional)	ePM1 70%/ePM1 70% (ISO 16890)-F7 (EN779)		
Weight (net, without packing) [kg]	405	715	715
Sound pressure level at 3 m to environment [dBA]	35	26	28

## Dimensions [mm]



	L	W	H	H1	S1
<b>RV 800</b>	1140	785	1250	Ø 250	–
<b>RV 1200</b>	1140	785	1250	Ø 250	–
<b>RV 1500</b>	1400	960	1400	250	500
<b>RV 2500</b>	1400	960	1400	250	500
<b>RV 3500</b>	1600	1290	1860	300	600
<b>RV 5000</b>	1910	1390	2090	350	1000
<b>RV 6000</b>	1910	1390	2090	350	1000



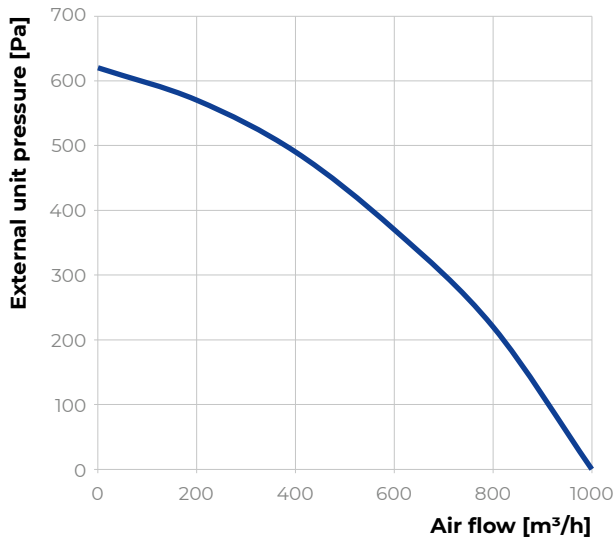
## Connectors and adapters dimensions [mm]

	Flexible connection	Damper	Adapter
<b>RV 800 / RV 1200</b>	Ø 250	Ø 250	Ø 250 / 500×250
<b>RV 1500 / RV 2500</b>	500×250	500×250	500×250 / 600×350
<b>RV 3500</b>	600×300	600×300	600×300 / 600×350
<b>RV 5000 / RV 6000</b>	1000×350	1000×350	1000×350 / 1000×500

## Additional coil sections dimensions (H×W [mm])

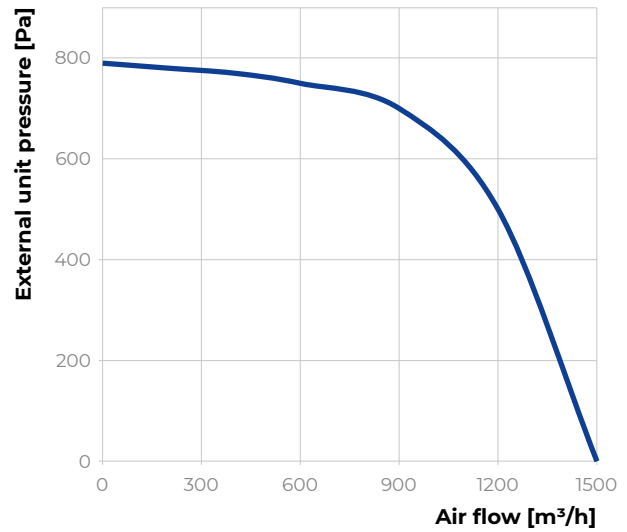
		RV 800	RV 1200	RV 1500	RV 2500	RV 3500	RV 5000	RV 6000
<b>Water cooler CW-3</b>		500×250	500×250	600×350	600×350	600×350	1000×500	1000×500
<b>DX cooler CDX-3</b>		500×250	500×250	600×350	600×350	600×350	1000×500	1000×500

## RV 800



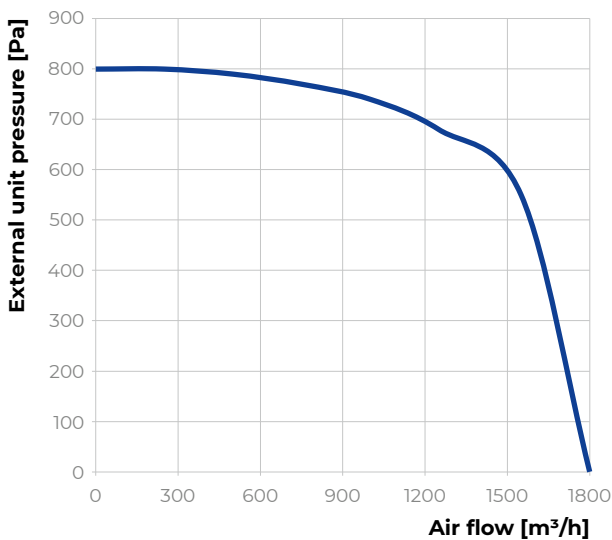
Additional pressure		RV 800
Water heater [Pa]		50
Water cooler [Pa]		68
Electric heater [Pa]		30
DX cooler [Pa]		68

## RV 1200



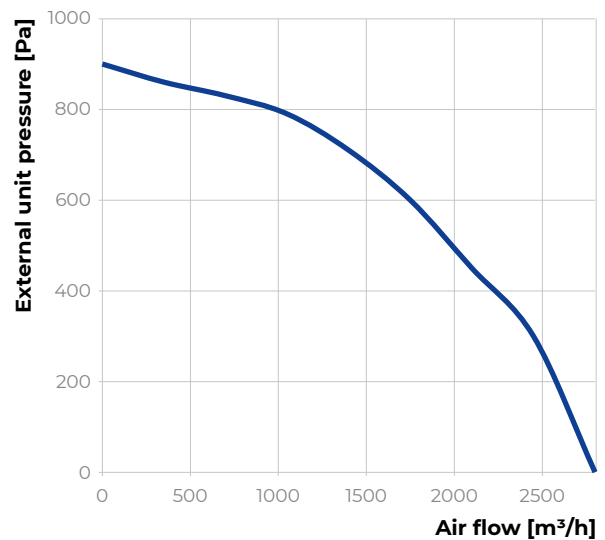
Additional pressure		RV 1200
Water heater [Pa]		50
Water cooler [Pa]		139
Electric heater [Pa]		30
DX cooler [Pa]		139

## RV 1500



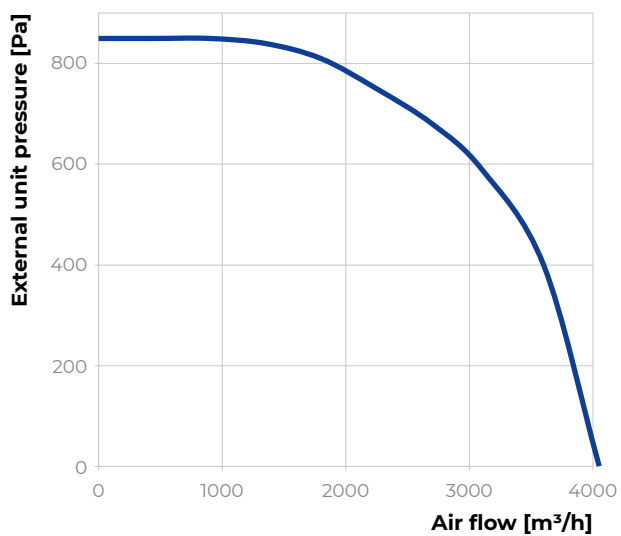
Additional pressure		RV 1500
Water heater [Pa]		50
Water cooler [Pa]		82
Electric heater [Pa]		30
DX cooler [Pa]		82

## RV 2500



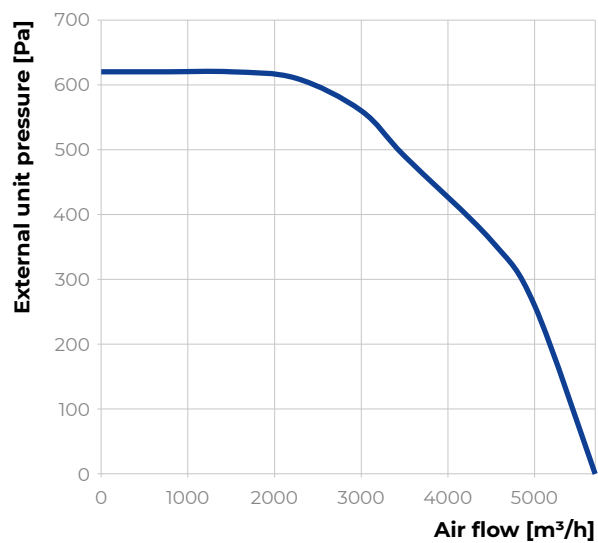
Additional pressure		RV 2500
Water heater [Pa]		60
Water cooler [Pa]		204
Electric heater [Pa]		30
DX cooler [Pa]		204

## RV 3500



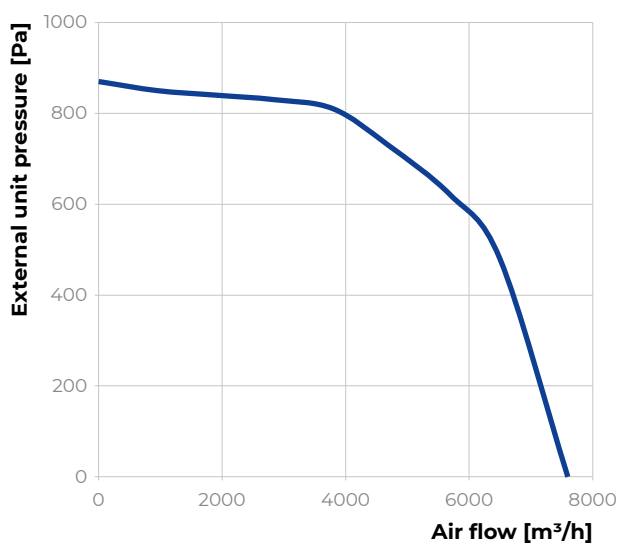
Additional pressure	RV 3500
Water heater [Pa]	60
Water cooler [Pa]	286
Electric heater [Pa]	30
DX cooler [Pa]	286

## RV 5000



Additional pressure	RV 5000
Water heater [Pa]	50
Water cooler [Pa]	149
Electric heater [Pa]	30
DX cooler [Pa]	149

## RV 6000



Additional pressure	RV 6000
Water heater [Pa]	60
Water cooler [Pa]	207
Electric heater [Pa]	30
DX cooler [Pa]	207